



Phone (800) 981-1540 | Fax (715) 254-0996  
 sales@kimobility.com | www.kimobility.com



Company:

Account Number:  Date:

Quote:  PO Number:

ATP:

Marked For:

Associated Quote/Order#:

Ship To:

Address:

City:  State:

Zip:  Phone:

Email/Fax:

**SubmitButton**

Effective: 1/10/2024

Clik XP - Transit Included (K0005, E1235, E1237) \_\_\_\_\_ \$3219

Clik XP - Transit Not Included (K0005, E1235, E1237) \_\_\_\_\_ \$2973

*Width Growable Frame Price includes one tie free growth kit*

*165 lb weight capacity Maximum Seat Width of 18"*

## Frame

### Seat Width

*See reference A on page 7*

8" \_\_\_\_\_ N/C  
*Not available 14"-16" Seat Depth.*

9" \_\_\_\_\_ N/C  
*Not available 15"-16" Seat Depth.*

10" \_\_\_\_\_ N/C  
*Not available 16" Seat Depth.*

11" \_\_\_\_\_ N/C

12" \_\_\_\_\_ N/C

13" \_\_\_\_\_ N/C

14" \_\_\_\_\_ N/C  
*Not available 8" Seat Depth.*

15" \_\_\_\_\_ N/C  
*Not available 8"-9" Seat Depth.*

16" \_\_\_\_\_ N/C  
*Not available 8"-10" Seat Depth.*

### Seat Depth

*See reference B on page 7*

8" \_\_\_\_\_ N/C

9" \_\_\_\_\_ N/C

10" \_\_\_\_\_ N/C

11" \_\_\_\_\_ N/C

12" \_\_\_\_\_ N/C

13" \_\_\_\_\_ N/C

14" \_\_\_\_\_ N/C

15" \_\_\_\_\_ N/C

16" \_\_\_\_\_ N/C

### Adjustable Depth

*Adds the capability to grow seat in depth. For restrictions see Chart 2 on page 7.*

No Rear Adjustment \_\_\_\_\_ N/C

1" \_\_\_\_\_ N/C

2" \_\_\_\_\_ N/C

3" \_\_\_\_\_ N/C

### Transit

Transit System \_\_\_\_\_ \$246

Omit \_\_\_\_\_ N/C

### Offset Option

*See Chart 1 on page 7.*

Straight Frame \_\_\_\_\_ N/C

Offset Frame \_\_\_\_\_ N/C  
*Not available with 0 and -1 Sling Positions*

### Seat Option

Growing Seat Sling \_\_\_\_\_ N/C

Growing Solid Seat Pan (E2231) \_\_\_\_\_ \$272

Omit Seat \_\_\_\_\_ N/C

### Sling Position

*With 0 Sling Position, sling is approximately 4" from front down tube. The 1 and 2 Sling Positions extend the frame in front of the sling by that amount. -1 pushes the seat 1" farther forward. See reference D on page 7 for further detail and restrictions.*

2" \_\_\_\_\_ N/C

1" \_\_\_\_\_ N/C

0" \_\_\_\_\_ N/C  
*Not available with Offset Frame.*

-1" \_\_\_\_\_ N/C  
*Not available with Offset Frame.*

### Front Caster Wing

*Certain combinations of Seat Depth, Center of Gravity Position and Wheel Size may require a forward facing caster wing.*

Forward Facing Wing \_\_\_\_\_ N/C

### Front Frame Bend

*Angle between front seat tube and ground. See reference C on page 7.*

90° \_\_\_\_\_ N/C

85° \_\_\_\_\_ N/C

80° \_\_\_\_\_ N/C

## Backrest

Back Post / Height Range / Back Height							
Back Post	Price	Height Range	Back Height				
Height Adjustable (Standard or 1" Inward Offset)	N/C	<input type="checkbox"/> Extra Short <sup>1,2</sup>	<input type="checkbox"/> 9"	<input type="checkbox"/> 10"	<input type="checkbox"/> 11"	<input type="checkbox"/> 12"	
		<input type="checkbox"/> Short <sup>2</sup>	<input type="checkbox"/> 11"	<input type="checkbox"/> 12"	<input type="checkbox"/> 13"	<input type="checkbox"/> 14" <sup>1</sup>	
		<input type="checkbox"/> Medium <sup>2</sup>	<input type="checkbox"/> 13"	<input type="checkbox"/> 14"	<input type="checkbox"/> 15"	<input type="checkbox"/> 16"	
		<input type="checkbox"/> Tall <sup>2</sup>	<input type="checkbox"/> 15"	<input type="checkbox"/> 16"	<input type="checkbox"/> 17"	<input type="checkbox"/> 18"	
Fixed Height (Straight or 1" Inward Offset)	N/C	<input type="checkbox"/> Fixed <sup>3</sup>	<input type="checkbox"/> 9" <sup>1</sup>	<input type="checkbox"/> 10" <sup>1</sup>	<input type="checkbox"/> 11" <sup>1</sup>	<input type="checkbox"/> 12"	<input type="checkbox"/> 13"
			<input type="checkbox"/> 14"	<input type="checkbox"/> 15"	<input type="checkbox"/> 16"	<input type="checkbox"/> 17"	<input type="checkbox"/> 18"
Fixed Height 2" Offset	\$97	<input type="checkbox"/> Fixed Offset 2" <sup>3</sup>	<input type="checkbox"/> 11" <sup>1</sup>	<input type="checkbox"/> 12" <sup>1</sup>	<input type="checkbox"/> 13" <sup>1</sup>	<input type="checkbox"/> 14" <sup>1</sup>	
			<input type="checkbox"/> 15"	<input type="checkbox"/> 16"	<input type="checkbox"/> 17"		

<sup>1</sup> Not available with Fold Down Push Handle  
<sup>2</sup> Each Offset Back Post is offset 1/2" creating 1" overall offset. Only Available with Standard or 1" Inward Offset.  
<sup>3</sup> Uses 1" tubes compatible with after-market backs. Not available with back upholstery. <sup>2</sup> Inward or Outward Offset Back Posts are offset 1" creating 2" overall offset. 1" Offset Back Post is offset 1/2" creating 1" overall offset

### Offset Back Post Option

- Straight - No Offset \_\_\_\_\_ N/C
- 1" Inward Offset \_\_\_\_\_ N/C  
 Not available with 8" Seat Width
- 2" Inward Offset \_\_\_\_\_ N/C  
 Not available with Height Adjustable Back Post. Not available with 8" or 9" Seat Widths.
- 2" Outward Offset \_\_\_\_\_ N/C  
 Not available with Height Adjustable Back Post. Not available with Swing Away Armrests or 8" and 9" Seat Widths.

### Push Handles

- Omit Push Handle \_\_\_\_\_ N/C
- Standard Push Handle \_\_\_\_\_ N/C
- Fold Down Push Handle \_\_\_\_\_ \$123  
 Not available on Height Adjustable Back Posts with 9"-11" Back Heights or Offset Back Posts with 11" - 14" Back Heights.
- Bolt-On Push Handle \_\_\_\_\_ \$215  
 Handles will be 1" - 2" above back height

### Stroller Handles

- Stroller Handles are removable and height adjustable.*
- Ergo Stroller Handle \_\_\_\_\_ \$190
  - Single Stroller Handle \_\_\_\_\_ \$174
  - Double Stroller Handle \_\_\_\_\_ \$338  
 Not available with 8"-10" Seat Widths.

### Backrest Release Cable Color

- Select desired color. If no selection is made, black will be used.
- Black Backrest Cable
  - Red Backrest Cable
  - White Backrest Cable
  - Blue Backrest Cable
  - Yellow Backrest Cable
  - Orange Backrest Cable
  - Green Backrest Cable
  - Pink Backrest Cable \_\_\_\_\_ N/C

### Back Upholstery Options

- Available only with Height Adjustable Back Posts. If selecting both upholstery and Axiom Back, the upholstery will be installed.*
- Padded Velcro Adjustable with Standard Cover \_\_\_\_\_ N/C  
 Not available with 17" or 18" Back Heights in combination with 8" or 9" Seat Widths.
  - Padded Velcro Adjustable with Air Mesh Breathable Cover \_\_\_\_\_ \$77  
 Not available on chair widths less than 12"
  - Tension Adjustable with Standard Cover (E2611) \_\_\_\_\_ \$359  
 Not available with 8" and 9" Seat Widths. Not available on 10" Seat Width and 1" Inward Offset.
  - Tension Adjustable with Air Mesh Breathable Cover (E2611) \_\_\_\_\_ \$400  
 Not available on chair widths less than 12".
  - Omit \_\_\_\_\_ N/C

### Seat Back Angle

- Standard is 90° (perpendicular to floor). Minus (-°) closes back angle. Plus (+°) opens back angle.
- Standard
  - 2°
  - 4°
  - 6°
  - 8°
  - 10°
  - 2°
  - 4°
  - 6°
  - 8°
  - 10° \_\_\_\_\_ N/C

## Front Seat Height and Casters

### Caster Size/ Front Seat Height

Select Front Seat Height in row corresponding to desired Caster Size.  
 Front Seat Height is measured from floor to top of seat tube at front of seat sling. Adjustable up or down by 1/2". See reference E on page 7.

Caster Size	Front Seat Height														
3"	<input type="checkbox"/> 11.5"	<input type="checkbox"/> 12"	<input type="checkbox"/> 12.5"	<input type="checkbox"/> 13"	<input type="checkbox"/> 13.5"	<input type="checkbox"/> 14"	<input type="checkbox"/> 14.5"	<input type="checkbox"/> 15"	<input type="checkbox"/> 15.5"	<input type="checkbox"/> 16"	<input type="checkbox"/> 16.5"	<input type="checkbox"/> 17"	<input type="checkbox"/> 17.5"	<input type="checkbox"/> 18"	<input type="checkbox"/> 18.5"
4"	<input type="checkbox"/> 12.5"	<input type="checkbox"/> 13"	<input type="checkbox"/> 13.5"	<input type="checkbox"/> 14"	<input type="checkbox"/> 14.5"	<input type="checkbox"/> 15"	<input type="checkbox"/> 15.5"	<input type="checkbox"/> 16"	<input type="checkbox"/> 16.5"	<input type="checkbox"/> 17"	<input type="checkbox"/> 17.5"	<input type="checkbox"/> 18"	<input type="checkbox"/> 18.5"	<input type="checkbox"/> 19"	<input type="checkbox"/> 19.5"
5"	<input type="checkbox"/> 13.5"	<input type="checkbox"/> 14"	<input type="checkbox"/> 14.5"	<input type="checkbox"/> 15"	<input type="checkbox"/> 15.5"	<input type="checkbox"/> 16"	<input type="checkbox"/> 16.5"	<input type="checkbox"/> 17"	<input type="checkbox"/> 17.5"	<input type="checkbox"/> 18"	<input type="checkbox"/> 18.5"	<input type="checkbox"/> 19"	<input type="checkbox"/> 19.5"	<input type="checkbox"/> 20"	<input type="checkbox"/> 20.5"
6"	<input type="checkbox"/> 14.5"	<input type="checkbox"/> 15"	<input type="checkbox"/> 15.5"	<input type="checkbox"/> 16"	<input type="checkbox"/> 16.5"	<input type="checkbox"/> 17"	<input type="checkbox"/> 17.5"	<input type="checkbox"/> 18"	<input type="checkbox"/> 18.5"	<input type="checkbox"/> 19"	<input type="checkbox"/> 19.5"	<input type="checkbox"/> 20"	<input type="checkbox"/> 20.5"		

		Caster Size				
		Price	3"	4"	5"	6"
Caster Type	.75" Rollerblade	N/C	<input type="checkbox"/>	<input type="checkbox"/>		
	.75" Lighted Rollerblade	\$82	<input type="checkbox"/>	<input type="checkbox"/>	<input type="checkbox"/>	
	1" Poly	N/C		<input type="checkbox"/>	<input type="checkbox"/>	<input type="checkbox"/>
	1" Poly Aluminum	\$128		<input type="checkbox"/>	<input type="checkbox"/>	
	1" Pneumatic	\$87				<input type="checkbox"/>
	1.5" Poly	\$67		<input type="checkbox"/>	<input type="checkbox"/>	<input type="checkbox"/>
	1.5" Soft Roll Aluminum	\$210	<input type="checkbox"/>	<input type="checkbox"/>	<input type="checkbox"/>	<input type="checkbox"/>

Caster Options		
<input type="checkbox"/>	Standard Fork	N/C
<input type="checkbox"/>	Single Sided Fork	\$174
<input type="checkbox"/>	Frog Legs Suspension Fork	\$461
<i>Not included in Colored Anodizing Package.</i>		
<input type="checkbox"/>	User Weight Under 80 lbs	N/C
<input type="checkbox"/>	User Weight 80-120 lbs	N/C
<input type="checkbox"/>	User Weight 120-160 lbs	N/C

## Footrest

Footplates		
<input type="checkbox"/>	Aluminum Angle Adjustable (K0040)	\$97
<i>Not available with Front Seat Heights less than 14.5".</i>		
<input type="checkbox"/>	Aluminum Angle Adjustable with Riser (K0040, K0037)	\$190
<i>Not available with Front Seat Heights less than 14.5".</i>		
<input type="checkbox"/>	High Mount Aluminum Angle Adjustable (K0040, K0037)	\$164
<input type="checkbox"/>	Angle Adjustable Flip Under (K0040, K0037)	\$190
<i>Not available with footrest widths less than 9" or with Front Seat Heights less than 15". See reference F on page 8.</i>		
<input type="checkbox"/>	High Mount Angle Adjustable Flip Under (K0040, K0037)	\$318
<i>Not available with 16" Seat Width in combination with Offset Frame.</i>		

Seat to Footrest Length											
<i>Measured from front edge of seat sling to top, rear of footrest. Footrest length at least 2.5" shorter than Front Seat Height recommended. See reference G on page 7.</i>											
<input type="checkbox"/>	5.5"	<input type="checkbox"/>	6"	<input type="checkbox"/>	6.5"	<input type="checkbox"/>	7"	<input type="checkbox"/>	7.5"	<input type="checkbox"/>	8"
<input type="checkbox"/>	8.5"	<input type="checkbox"/>	9"	<input type="checkbox"/>	9.5"	<input type="checkbox"/>	10"	<input type="checkbox"/>	10.5"	<input type="checkbox"/>	11"
<input type="checkbox"/>	11.5"	<input type="checkbox"/>	12"	<input type="checkbox"/>	12.5"	<input type="checkbox"/>	13"	<input type="checkbox"/>	13.5"	<input type="checkbox"/>	14"
<input type="checkbox"/>	14.5"	<input type="checkbox"/>	15"	<input type="checkbox"/>	15.5"	<input type="checkbox"/>	16"	<input type="checkbox"/>	16.5"	<input type="checkbox"/>	17"
<input type="checkbox"/>	17.5"	<input type="checkbox"/>	18"								

## Rear Seat Height and Wheels

Wheel Size / Rear Seat Height	
<i>Select Rear Seat Height in row corresponding to desired Wheel Size. For proper setup, selection is required when omitting rear wheels. Measured from floor to top of seat tube at front of back post. Rear Seat Height is custom to needs. See reference H on page 7.</i>	
Wheel Size	Rear Seat Height
18"	<input type="checkbox"/> 11.5" <sup>1</sup> <input type="checkbox"/> 12" <input type="checkbox"/> 12.5" <input type="checkbox"/> 13" <input type="checkbox"/> 13.5" <input type="checkbox"/> 14" <input type="checkbox"/> 14.5" <input type="checkbox"/> 15" <input type="checkbox"/> 15.5" <input type="checkbox"/> 16" <input type="checkbox"/> 16.5" <input type="checkbox"/> 17" <input type="checkbox"/> 17.5" <input type="checkbox"/> 18" <input type="checkbox"/> 18.5" <input type="checkbox"/> 19"
20"	<input type="checkbox"/> 12.5" <sup>1</sup> <input type="checkbox"/> 13" <input type="checkbox"/> 13.5" <input type="checkbox"/> 14" <input type="checkbox"/> 14.5" <input type="checkbox"/> 15" <input type="checkbox"/> 15.5" <input type="checkbox"/> 16" <input type="checkbox"/> 16.5" <input type="checkbox"/> 17" <input type="checkbox"/> 17.5" <input type="checkbox"/> 18" <input type="checkbox"/> 18.5" <input type="checkbox"/> 19" <input type="checkbox"/> 19.5" <input type="checkbox"/> 20"
22"	<input type="checkbox"/> 13.5" <sup>1</sup> <input type="checkbox"/> 14" <input type="checkbox"/> 14.5" <input type="checkbox"/> 15" <input type="checkbox"/> 15.5" <input type="checkbox"/> 16" <input type="checkbox"/> 16.5" <input type="checkbox"/> 17" <input type="checkbox"/> 17.5" <input type="checkbox"/> 18" <input type="checkbox"/> 18.5" <input type="checkbox"/> 19" <input type="checkbox"/> 19.5" <input type="checkbox"/> 20"
24"	<input type="checkbox"/> 14.5" <sup>1</sup> <input type="checkbox"/> 15" <input type="checkbox"/> 15.5" <input type="checkbox"/> 16" <input type="checkbox"/> 16.5" <input type="checkbox"/> 17" <input type="checkbox"/> 17.5" <input type="checkbox"/> 18" <input type="checkbox"/> 18.5" <input type="checkbox"/> 19" <input type="checkbox"/> 19.5" <input type="checkbox"/> 20"

<sup>1</sup> Available only with Low Profile tires

One Arm Drive		
<input type="checkbox"/>	One Arm Drive - Quick Release (E0958)	\$1532
<i>Available only with 20", 22" and 24" spoke wheels and Quick Release axles. Spoke wheel style is exclusive to OAD. Standard handrim will be Aluminum anodized. Rear Wheel Spacing limitations exist based on camber and armrest selections. Not available with 10" wide chairs.</i>		
<input type="checkbox"/>	Left Side Drive	N/C
<input type="checkbox"/>	Right Side Drive	N/C
<input type="checkbox"/>	Aluminum Drive Handrim	N/C
<input type="checkbox"/>	Poly Coated Drive Handrim	\$205

Spinergy Options	
<i>Select spoke color and handrim tab for Spinergy wheels</i>	
<b>Spoke Color</b>	
<input type="checkbox"/>	Black Spokes <input type="checkbox"/> Red Spokes <input type="checkbox"/> White Spokes <input type="checkbox"/> Blue Spokes
N/C	
<b>Handrim Mount</b>	
<i>If no selection is made, Standard Mount will be used</i>	
<input type="checkbox"/>	Close Mount
N/C	

Rear Wheels		
<i>No selection needed with One Arm Drive.</i>		
<b>Rear Wheel Size</b>		
	Price 18" 20" 22" 24"	
Rear Wheel Type	MAXX Spoke	N/C <input type="checkbox"/> <input type="checkbox"/> <input type="checkbox"/> <input type="checkbox"/>
	Mag	\$56 <input type="checkbox"/> <input type="checkbox"/> <input type="checkbox"/> <input type="checkbox"/>
	Colored Mag <sup>1</sup>	\$108 <input type="checkbox"/> <input type="checkbox"/> <input type="checkbox"/> <input type="checkbox"/>
	Spinergy Spox	\$938 <input type="checkbox"/> <input type="checkbox"/> <input type="checkbox"/> <input type="checkbox"/>
	Spinergy LX	\$1177 <input type="checkbox"/> <input type="checkbox"/> <input type="checkbox"/> <input type="checkbox"/>

<sup>1</sup> Color selection on page 6

Axles	
<i>No selection needed with Drum Brake.</i>	
<input type="checkbox"/>	Quick Release
<input type="checkbox"/>	Quad Quick Release
N/C	
<i>Not available with Mag or Spinergy wheels.</i>	

Rear Wheel Spacing	
<i>Adjustable up to .5" outward. Minimum spacing with offset frame is 1.25" with 0° camber, 1" with 2° or 4° camber and .75" with 6° or 8° camber. .75" minimum with 0° camber on standard frame. 0° Camber and Mag wheel combination requires 1" minimum Rear Wheel Spacing. No selection needed with Wheelchair Drive Ready option. .5 and .75" not available with One Arm Drive. See Reference J on page 7.</i>	
<input type="checkbox"/>	0.5" <input type="checkbox"/> 0.75" <input type="checkbox"/> 1" <input type="checkbox"/> 1.25" <input type="checkbox"/> 1.5" <input type="checkbox"/> 1.75"
N/C	



Phone (800) 981-1540 | Fax (715) 254-0996  
 sales@kimobility.com | www.kimobility.com



### Rear Tire Type

#### Full Profile

- Street Pneumatic 1 3/8" (E2211, E2212) N/C
- Full Poly 1 3/8" (E2218) \$77
- Pneumatic with Airless Insert 1 3/8" (E2211, E2213) \$97

#### Low Profile

- Low Poly 1" (E2218) N/C
- Sentinel Solid Tire 1" (E2218) \$108  
*Not available on 18" wheel size or 20" and 22" Mag wheels*
- High Pressure 1" (E2211, E2212) \$99  
*Not available on Mag wheel or 18" wheel size*
- Schwalbe Marathon Plus Evolution 1" (E2211, E2212) \$159  
*Available only on 24" MAXX Performance or Spinerly wheels*

### Handrims

*No selection needed with One Arm Drive.*

#### Standard Handrims

- Aluminum Anodized N/C
- Plastic Coated \$123
- Projection (8 Vertical Projections) \$359  
*Available only with full profile tires in combination with 22", 24", and 26" MAXX Spoke wheels, or 22" and 24" Mag wheels*
- Omit Handrim N/C

#### Ergonomic Handrims

*Not available with 20" or 26" wheels. Tab mount only available with 24" wheels.*

- Lite Regular Grip \$477
- Standard Regular Grip \$456
- Lite Extra Grip \$528
- Standard Extra Grip \$507
- Lite Omit Grip \$405
- Standard Omit Grip \$354

### Handrim Options

- 3M Micro Grip \$67  
*Not available on Plastic Coated or Projection Handrims.*

## Wheel Locks

### Wheel Lock

- Push to Lock N/C
- Push to Lock Flush Mount N/C  
*Not available with Seat Depths less than 11" or Offset Frame.*
- Pull to Lock N/C
- Low Profile Scissor Lock \$67  
*Not available with Low Poly, Full Poly, Sentinel tires or Offset Hanger.*
- Short Thro Scissor Lock \$128
- Drum Brake (E2228) \$574  
*Available only with 20", 22" and 24" MAXX Spoke wheels. Not available with Fold Down Push Handles or Ergo and Single Stroller Handles without integrated push handles. Axle is Quick Release.*
- Dual - Drum Brake with Push to Lock (E2228) \$677  
*Available only with 20", 22" and 24" MAXX Spoke wheels. Not available with Fold Down Push Handles or Ergo and Single Stroller Handles without integrated push handles. Axle is Quick Release.*
- Dual - Drum Brake with Pull to Lock (E2228) \$677  
*Available only with 20", 22" and 24" MAXX Spoke wheels. Not available with Fold Down Push Handles or Ergo and Single Stroller Handles without integrated push handles. Axle is Quick Release.*
- Omit N/C

### Wheelchair Drive Ready

*Chair will ship from Ki Mobility with adaption kit installed for selected Alber system. Order system separately from Alber USA. Select Rear Seat Height (full profile selections only) in drive wheel size on Rear Seat Height chart above. Requires Rear Anti-Tips. Not available with 5th Wheel or Spinerly wheels.*

- e-motion Ready N/C
- twion Ready N/C
- 0 Degree Camber  3 Degree Camber N/C

### Center of Gravity presets

*Measured from front of back post to center of rear axle. 0" indicates axle will be directly under back post. Center of Gravity setup may be limited with certain configurations. 2" minimum Center of Gravity with 5th Wheel and One Arm Drive and 0" minimum with Transit Option. See reference I on page 7.*

Amputee Positions			
<input type="checkbox"/> -1.5"	<input type="checkbox"/> -1.25"	<input type="checkbox"/> -1"	<input type="checkbox"/> -.75"
<input type="checkbox"/> -.5"	<input type="checkbox"/> -.25"	<input type="checkbox"/> 0"	<input type="checkbox"/> .25"
Standard Positions			
<input type="checkbox"/> .5"	<input type="checkbox"/> .75"	<input type="checkbox"/> 1"	<input type="checkbox"/> 1.25"
<input type="checkbox"/> 1.5"	<input type="checkbox"/> 1.75"	<input type="checkbox"/> 2"	<input type="checkbox"/> 2.25"
<input type="checkbox"/> 2.5"	<input type="checkbox"/> 2.75"	<input type="checkbox"/> 3"	<input type="checkbox"/> 3.25"
<input type="checkbox"/> 3.5"	<input type="checkbox"/> 3.75"	<input type="checkbox"/> 4"	<input type="checkbox"/> 4.25"

### Rear Wheel Camber

*The following apply if One Arm Drive is selected: 6° and 8° not available. 4° not available with T-Arms. 0° required with the combination of a 5th Wheel and Seat Widths less than 16"*

- 0°  2°  4°  6°  8° N/C

## Armrests

Armrest Type	Length	Price
Height Adjustable T-Arm Tall (11.5"-15") E0973 <sup>1</sup>	Desk <input type="checkbox"/>	\$318
	Full <input type="checkbox"/>	
Height Adjustable T-Arm (8.5"-13.5") E0973 <sup>1</sup>	Desk <input type="checkbox"/>	\$318
	Full <input type="checkbox"/>	
Height Adjustable T-Arm Low (6.5"-10.5") E0973 <sup>2</sup>	Desk <input type="checkbox"/>	\$318
	Full <input type="checkbox"/>	
Angle Adjustable Locking Extendable Flip Up <sup>3</sup>	Desk <input type="checkbox"/>	\$272
	Full <input type="checkbox"/>	

Armrest Type		Price
Height Adjustable Pediatric Desk (6.5" - 10") E0973 <sup>4</sup>	<input type="checkbox"/>	\$236
Tubular Flip Up <sup>5</sup>	<input type="checkbox"/>	N/C
Swing Away (7"-9") E0973 <sup>6</sup>	<input type="checkbox"/>	\$244
Tall Swing Away (9.25" - 11.25") E0973 <sup>7</sup>	<input type="checkbox"/>	\$244
Omit Armrests	<input type="checkbox"/>	N/C

### Arm Pads

*Not available with Tubular Flip Up or Swing Away Armrests.*

- Standard Arm Pad \_\_\_\_\_ N/C
- Waterfall Arm Pad \_\_\_\_\_ \$26  
*Not available with Angle Adjustable Locking Extendable Flip Up Armrest.*
- Foam Grip \_\_\_\_\_ N/C  
*Available only with Angle Adjustable Locking Extendable Flip Up Armrest.*

- <sup>1</sup> Not available with Seat Depths less than 13". 16" minimum Seat Depth with Offset Frame. 1.25" minimum Rear Wheel Spacing.  
<sup>2</sup> Not available with Seat Depths less than 12". 14" minimum Seat Depth with Offset Frame. 1.25" minimum Rear Wheel Spacing. If requested configuration is unavailable, Standard Height T-Arm will be used.  
<sup>3</sup> Requires Fixed Height Backrest. Not available with backrest heights less than 12"  
<sup>4</sup> Seat Depth plus Sling Position must be at least 10". Seat Depth plus Sling Position must be at least 12" with Offset Frame 1.25" minimum Rear Wheel Spacing.  
<sup>5</sup> Requires Fixed Height Backrest. Not available with Arm Pads, Back Heights less than 13" or Back Heights less than 14" with Offset.  
<sup>6</sup> Not available with Arm Pads or Outward Offset Back Posts. If selection is not available with rear wheel and rear seat height configuration, then Tall Swing Away armrest will be used.  
<sup>7</sup> Not available with Arm Pads or Outward Offset Back Posts

## Side Guards

### Direct Mount Side Guards

*Not available with T-Arms or Height Adjustable Pediatric Desk Armrests.*

- Composite Side Guards - Adult - Direct Mount Receiver (K0108) \_\_\_\_\_ \$147  
*Seat Depth plus Sling Position must be at least 12".*
- Composite Side Guards - Pediatric - Direct Mount Receiver (K0108) \_\_\_\_\_ \$159  
*Seat Depth plus Sling Position must be at least 10".*

### Clamp-On Mount Side Guards

*10" minimum Seat Depth. Not available with T-Arms or Height Adjustable Pediatric Desk Armrests.*

- Aluminum Adjustable Fender w/Foam Pad - Clamp-On Receiver - Black Matte (K0108) \_\_\_\_\_ \$313
- Aluminum Adjustable Fender w/Foam Pad - Clamp-On Receiver - Match Frame Color (K0108) \_\_\_\_\_ \$364
- Carbon Fiber Adjustable Fender - Clamp-On Receiver (K0108) \_\_\_\_\_ \$528

## Accessories

### 5th Wheel

*Rotating removable rear caster.*

- Standard 5th Wheel (E0971) \_\_\_\_\_ \$256
- Dynamic 5th Wheel (K0108) \_\_\_\_\_ \$302
- Soft Elastomer  Firm Elastomer \_\_\_\_\_ N/C

*Both elastomers are included; the selected elastomer will be installed.*

### Anti-Tip

- Rear Anti-Tips (E0971) \_\_\_\_\_ \$169
- Omit \_\_\_\_\_ N/C

### Calf Strap

*Not available with 8" or 9" wide chairs.*

- Velcro Adjustable (K0038) \_\_\_\_\_ \$41
- Padded Velcro Adjustable (K0038) \_\_\_\_\_ \$70
- Bodypoint Padded AeroMesh (K0038) \_\_\_\_\_ \$121

### Pelvic Positioning Belts

- 1" Auto Buckle Pelvic Positioning Belt (E0978) \$82
- 1" Padded Auto Buckle Pelvic Positioning Belt (E0978) \$174
- 1 1/2" Auto Buckle Pelvic Positioning Belt (E0978) \$82
- 1 1/2" Padded Auto Buckle Pelvic Positioning Belt (E0978) \$174
- Small Bodypoint Evoflex - Pelvic Stabilizer (16-24") (E0978) \$193
- Medium Bodypoint Evoflex - Pelvic Stabilizer (19-29") (E0978) \$193
- Large Bodypoint Evoflex - Pelvic Stabilizer (25-37") (E0978) \$193

### Belt Mounting Kit

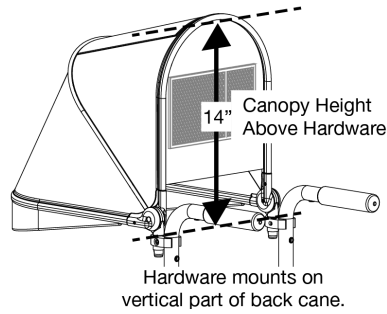
- Ki Mobility Belt Mounting Clamp \$51

### Other Accessories

- Tool Kit \$46
- Removable Underseat Pouch \$51
- Pediatric Ki Mobility Backpack \$67  
*Best fit on chairs more than 8" wide.*
- Ki Mobility Backpack \$67  
*Best fit on chairs more than 10" wide.*
- Luggage Carrier \$87
- Cane and Crutch Holder \$200
- Canopy with Hardware (K0108) \$280  
*See image to the right.*

### Spoke Guards

- Clear Spoke Guards (K0065) \$118  
*Not available with Mag wheel.*
- Black Spoke Guards (K0065) \$118  
*Not available with 18" or 20" wheel sizes or Mag wheel.*
- Blue Monster Spoke Guards (K0065) \$256  
*Available only with 20" and 22" wheel sizes. Not available with Mag wheel.*
- Robo Fun Spoke Guards (K0065) \$256  
*Available only with 20" and 22" wheel sizes. Not available with Mag wheel.*
- Tutu Cute Spoke Guards (K0065) \$256  
*Available only with 20" and 22" wheel sizes. Not available with Mag wheel.*
- Tuxedo Time Spoke Guards (K0065) \$256  
*Available only with 20" and 22" wheel sizes. Not available with Mag wheel.*



## Color

### Color

**Frame/Accent:** Select desired frame and accent colors. Accent color is used on backrest rigidizer bar and front caster wings; if no accent color is selected, frame color will be used.  
**Hydrographics:** Available on frame only; please choose accent color above. Does not include front caster wing

Options	Price	Colors																			
		Gloss										Matte									
		Black	Blue Skies	Bubblegum Pink	Candy Blue	Candy Purple	Candy Red	Copper	Granny Smith	Metallic Orange	Silver	Teal	Yellow	Charcoal Gray	Emerald Green	Iridescent Burgundy	Iridescent Navy	Military Green	Retro Red	Royal Blue	Shadow Black
Frame	N/C	<input type="checkbox"/>	<input type="checkbox"/>	<input type="checkbox"/>	<input type="checkbox"/>	<input type="checkbox"/>	<input type="checkbox"/>	<input type="checkbox"/>	<input type="checkbox"/>	<input type="checkbox"/>	<input type="checkbox"/>	<input type="checkbox"/>	<input type="checkbox"/>	<input type="checkbox"/>	<input type="checkbox"/>	<input type="checkbox"/>	<input type="checkbox"/>	<input type="checkbox"/>	<input type="checkbox"/>	<input type="checkbox"/>	<input type="checkbox"/>
Accent	N/C	<input type="checkbox"/>	<input type="checkbox"/>	<input type="checkbox"/>	<input type="checkbox"/>	<input type="checkbox"/>	<input type="checkbox"/>	<input type="checkbox"/>	<input type="checkbox"/>	<input type="checkbox"/>	<input type="checkbox"/>	<input type="checkbox"/>	<input type="checkbox"/>	<input type="checkbox"/>	<input type="checkbox"/>	<input type="checkbox"/>	<input type="checkbox"/>	<input type="checkbox"/>	<input type="checkbox"/>	<input type="checkbox"/>	<input type="checkbox"/>
Mag Color		<input type="checkbox"/>	<input type="checkbox"/>	<input type="checkbox"/>	<input type="checkbox"/>	<input type="checkbox"/>	<input type="checkbox"/>	<input type="checkbox"/>	<input type="checkbox"/>	<input type="checkbox"/>	<input type="checkbox"/>	<input type="checkbox"/>	<input type="checkbox"/>	<input type="checkbox"/>	<input type="checkbox"/>	<input type="checkbox"/>	<input type="checkbox"/>	<input type="checkbox"/>	<input type="checkbox"/>	<input type="checkbox"/>	<input type="checkbox"/>

### Color Anodizing Options

Select desired color. If no selection is made, black will be used.

	Color	Black <sup>1</sup>	Blue	Bright Green	Gold	Orange	Pewter	Pink	Purple	Red
Retail		N/C	\$26	\$26	\$26	\$26	\$26	\$26	\$26	\$26
Option	Back Plates <sup>2</sup>	<input type="checkbox"/>	<input type="checkbox"/>	<input type="checkbox"/>	<input type="checkbox"/>	<input type="checkbox"/>	<input type="checkbox"/>	<input type="checkbox"/>	<input type="checkbox"/>	<input type="checkbox"/>
	Camber Tube <sup>3</sup>	<input type="checkbox"/>	<input type="checkbox"/>	<input type="checkbox"/>	<input type="checkbox"/>	<input type="checkbox"/>	<input type="checkbox"/>	<input type="checkbox"/>	<input type="checkbox"/>	<input type="checkbox"/>
	Towers	<input type="checkbox"/>	<input type="checkbox"/>	<input type="checkbox"/>	<input type="checkbox"/>	<input type="checkbox"/>	<input type="checkbox"/>	<input type="checkbox"/>	<input type="checkbox"/>	<input type="checkbox"/>
	Side Guard Receiver	<input type="checkbox"/>	<input type="checkbox"/>	<input type="checkbox"/>	<input type="checkbox"/>	<input type="checkbox"/>	<input type="checkbox"/>	<input type="checkbox"/>	<input type="checkbox"/>	<input type="checkbox"/>
	Caster Fork <sup>3</sup>	<input type="checkbox"/>	<input type="checkbox"/>	<input type="checkbox"/>	<input type="checkbox"/>	<input type="checkbox"/>	<input type="checkbox"/>	<input type="checkbox"/>	<input type="checkbox"/>	<input type="checkbox"/>
	CG Clamp	<input type="checkbox"/>	<input type="checkbox"/>	<input type="checkbox"/>	<input type="checkbox"/>	<input type="checkbox"/>	<input type="checkbox"/>	<input type="checkbox"/>	<input type="checkbox"/>	<input type="checkbox"/>
	5th Wheel Split Clamp	<input type="checkbox"/>	<input type="checkbox"/>	<input type="checkbox"/>	<input type="checkbox"/>	<input type="checkbox"/>	<input type="checkbox"/>	<input type="checkbox"/>	<input type="checkbox"/>	<input type="checkbox"/>

<sup>1</sup> Black is no charge

<sup>2</sup> Not available with Transit Option

<sup>3</sup> Available only with Standard or Single Sided

**References**

**A. Seat Width** See Diagram 1

Measured from outside of frame tube on one side to outside of frame tube on other side.

**B. Seat Depth** See Diagram 3

Measured from front of back posts to front edge of seat sling. Seat sling starts at beginning of bend at front of frame.

**C. Front Frame Bend** See Diagram 3

Angle between front seat tube and ground.

**D. Sling Position** See Diagram 2

With 0 Sling Position, sling is approximately 4" from the front tube. The 1" and 2" Sling Positions extend the frame in front of the sling by that amount. -1 pushes the seat 1" farther forward. See Charts 1 and 2 for more detail.

**E. Front Seat Height** See Diagram 1

Measured from floor to top of seat tube at front of seat sling.

**F. Footrest Width** See Diagram 1

Measured from inside of front tube to inside of front tube on other side. Footrest width is listed below for each seat width. See Chart 1 for more detail.

**G. Seat to Footrest Length** See Diagram 3

Measured from front edge of seat sling to top of rear of footrest. Footrest length of at least 2.5" shorter than front seat height recommended.

**H. Rear Seat Height** See Diagram 3

Measured from floor to top of seat tube at front of back post. Rear seat height is custom to needs.

**I. Center of Gravity Preset** See Diagram 3

Measured from front of back post to center of rear axle. 0° indicates axle will be directly under back post.

**J. Rear Wheel Spacing** See Diagram 1

Measured from outside of seat back to inside of rear tire. Adjustable up to .5" outward.

Diagram 1

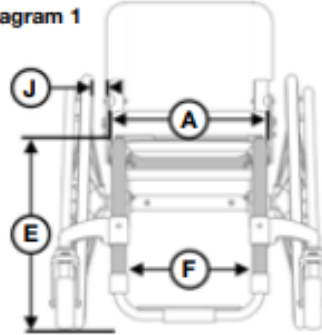


Diagram 2

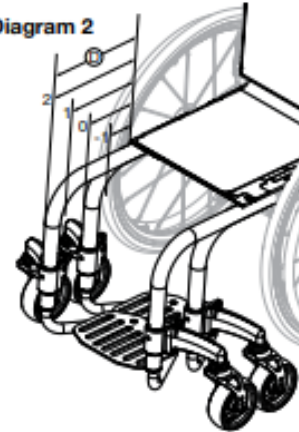


Diagram 3

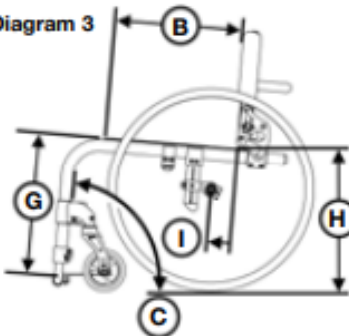


Chart 1

F. Footrest Width		
Seat Width	Straight Frame (Diagram 1)	Offset Frame
8"	5.75"	9"
9"	6.75"	10"
10"	7.75"	11"
11"	8.75"	12"
12"	9.75"	13"
13"	10.75"	14"
14"	11.75"	15"
15"	12.75"	16"
16"	13.75"	17"

Chart 2

Sling Position / Adjustable Depth / Seat Depth Compatibility									
Sling Position	-1", 0"			1"			2"		
	1"	2"	3"	1"	2"	3"	1"	2"	3"
Seat Depth	14"								X
	15"					X		X	X
	16"			X		X	X	X	X

"X" indicates Sling Position, Adjustable Depth and Seat Depth combination is not available.  
-1" Sling Position, 0" Adjustable Depth and 8" - 13" Seat Depths have no restrictions.



Phone (800) 981-1540 | Fax (715) 254-0996  
 sales@kimobility.com | www.kimobility.com



## Axiom G - General Use Cushion

Weight Capacity: 350 lbs

		Width							
		14"	15"	16"	17"	18"	19"	20"	22"
Retail		\$138	\$138	\$138	\$138	\$138	\$138	\$138	\$229
HCPC		E2601	E2601	E2601	E2601	E2601	E2601	E2601	E2602
Depth	14"	<input type="checkbox"/> XG1414							
	15"	<input type="checkbox"/> XG1415	<input type="checkbox"/> XG1515	<input type="checkbox"/> XG1615					
	16"	<input type="checkbox"/> XG1416	<input type="checkbox"/> XG1516	<input type="checkbox"/> XG1616	<input type="checkbox"/> XG1716	<input type="checkbox"/> XG1816	<input type="checkbox"/> XG1916	<input type="checkbox"/> XG2016	
	17"	<input type="checkbox"/> XG1417	<input type="checkbox"/> XG1517	<input type="checkbox"/> XG1617	<input type="checkbox"/> XG1717	<input type="checkbox"/> XG1817	<input type="checkbox"/> XG1917	<input type="checkbox"/> XG2017	
	18"	<input type="checkbox"/> XG1418	<input type="checkbox"/> XG1518	<input type="checkbox"/> XG1618	<input type="checkbox"/> XG1718	<input type="checkbox"/> XG1818	<input type="checkbox"/> XG1918	<input type="checkbox"/> XG2018	<input type="checkbox"/> XG2218
	19"		<input type="checkbox"/> XG1519	<input type="checkbox"/> XG1619	<input type="checkbox"/> XG1719	<input type="checkbox"/> XG1819	<input type="checkbox"/> XG1919	<input type="checkbox"/> XG2019	<input type="checkbox"/> XG2219
	20"		<input type="checkbox"/> XG1520	<input type="checkbox"/> XG1620	<input type="checkbox"/> XG1720	<input type="checkbox"/> XG1820	<input type="checkbox"/> XG1920	<input type="checkbox"/> XG2020	<input type="checkbox"/> XG2220
	21"			<input type="checkbox"/> XG1621		<input type="checkbox"/> XG1821	<input type="checkbox"/> XG1921	<input type="checkbox"/> XG2021	<input type="checkbox"/> XG2221
	22"			<input type="checkbox"/> XG1622		<input type="checkbox"/> XG1822	<input type="checkbox"/> XG1922	<input type="checkbox"/> XG2022	<input type="checkbox"/> XG2222

## Axiom G - General Use Cushion with Extra Outer Cover

Weight Capacity: 350 lbs

		Width							
		14"	15"	16"	17"	18"	19"	20"	22"
Retail		\$224	\$224	\$224	\$224	\$224	\$224	\$224	\$315
HCPC		E2601	E2601	E2601	E2601	E2601	E2601	E2601	E2602
Depth	14"	<input type="checkbox"/> XG1414C2							
	15"	<input type="checkbox"/> XG1415C2	<input type="checkbox"/> XG1515C2	<input type="checkbox"/> XG1615C2					
	16"	<input type="checkbox"/> XG1416C2	<input type="checkbox"/> XG1516C2	<input type="checkbox"/> XG1616C2	<input type="checkbox"/> XG1716C2	<input type="checkbox"/> XG1816C2	<input type="checkbox"/> XG1916C2	<input type="checkbox"/> XG2016C2	
	17"	<input type="checkbox"/> XG1417C2	<input type="checkbox"/> XG1517C2	<input type="checkbox"/> XG1617C2	<input type="checkbox"/> XG1717C2	<input type="checkbox"/> XG1817C2	<input type="checkbox"/> XG1917C2	<input type="checkbox"/> XG2017C2	
	18"	<input type="checkbox"/> XG1418C2	<input type="checkbox"/> XG1518C2	<input type="checkbox"/> XG1618C2	<input type="checkbox"/> XG1718C2	<input type="checkbox"/> XG1818C2	<input type="checkbox"/> XG1918C2	<input type="checkbox"/> XG2018C2	<input type="checkbox"/> XG2218C2
	19"		<input type="checkbox"/> XG1519C2	<input type="checkbox"/> XG1619C2	<input type="checkbox"/> XG1719C2	<input type="checkbox"/> XG1819C2	<input type="checkbox"/> XG1919C2	<input type="checkbox"/> XG2019C2	<input type="checkbox"/> XG2219C2
	20"		<input type="checkbox"/> XG1520C2	<input type="checkbox"/> XG1620C2	<input type="checkbox"/> XG1720C2	<input type="checkbox"/> XG1820C2	<input type="checkbox"/> XG1920C2	<input type="checkbox"/> XG2020C2	<input type="checkbox"/> XG2220C2
	21"			<input type="checkbox"/> XG1621C2		<input type="checkbox"/> XG1821C2	<input type="checkbox"/> XG1921C2	<input type="checkbox"/> XG2021C2	<input type="checkbox"/> XG2221C2
	22"			<input type="checkbox"/> XG1622C2		<input type="checkbox"/> XG1822C2	<input type="checkbox"/> XG1922C2	<input type="checkbox"/> XG2022C2	<input type="checkbox"/> XG2222C2

HCPCS codes provided are based on code verification by the PDAC or our interpretation of the code definitions.

Proper use of HCPCS codes does not ensure coverage or payment. For coverage information, verify the appropriate payer's coverage policy.

DCN0236.10 Pricing and specifications subject to change without notice.





Phone (800) 981-1540 | Fax (715) 254-0996  
 sales@kimobility.com | www.kimobility.com



## Axiom S - Skin Protection Cushion

Weight capacity: 350 lbs

		Width							
		14"	15"	16"	17"	18"	19"	20"	22"
Retail		\$235	\$235	\$235	\$235	\$235	\$235	\$235	\$352
HCPC		E2603	E2603	E2603	E2603	E2603	E2603	E2603	E2604
Depth	14"	<input type="checkbox"/> XS1414							
	15"	<input type="checkbox"/> XS1415	<input type="checkbox"/> XS1515	<input type="checkbox"/> XS1615					
	16"	<input type="checkbox"/> XS1416	<input type="checkbox"/> XS1516	<input type="checkbox"/> XS1616	<input type="checkbox"/> XS1716	<input type="checkbox"/> XS1816	<input type="checkbox"/> XS1916	<input type="checkbox"/> XS2016	
	17"	<input type="checkbox"/> XS1417	<input type="checkbox"/> XS1517	<input type="checkbox"/> XS1617	<input type="checkbox"/> XS1717	<input type="checkbox"/> XS1817	<input type="checkbox"/> XS1917	<input type="checkbox"/> XS2017	
	18"	<input type="checkbox"/> XS1418	<input type="checkbox"/> XS1518	<input type="checkbox"/> XS1618	<input type="checkbox"/> XS1718	<input type="checkbox"/> XS1818	<input type="checkbox"/> XS1918	<input type="checkbox"/> XS2018	<input type="checkbox"/> XS2218
	19"		<input type="checkbox"/> XS1519	<input type="checkbox"/> XS1619	<input type="checkbox"/> XS1719	<input type="checkbox"/> XS1819	<input type="checkbox"/> XS1919	<input type="checkbox"/> XS2019	<input type="checkbox"/> XS2219
	20"		<input type="checkbox"/> XS1520	<input type="checkbox"/> XS1620	<input type="checkbox"/> XS1720	<input type="checkbox"/> XS1820	<input type="checkbox"/> XS1920	<input type="checkbox"/> XS2020	<input type="checkbox"/> XS2220
	21"			<input type="checkbox"/> XS1621		<input type="checkbox"/> XS1821	<input type="checkbox"/> XS1921	<input type="checkbox"/> XS2021	<input type="checkbox"/> XS2221
	22"			<input type="checkbox"/> XS1622		<input type="checkbox"/> XS1822	<input type="checkbox"/> XS1922	<input type="checkbox"/> XS2022	<input type="checkbox"/> XS2222

## Axiom S - Skin Protection Cushion with Extra Outer Cover

Weight capacity: 350 lbs

		Width							
		14"	15"	16"	17"	18"	19"	20"	22"
Retail		\$333	\$333	\$333	\$333	\$333	\$333	\$333	\$450
HCPC		E2603	E2603	E2603	E2603	E2603	E2603	E2603	E2604
Depth	14"	<input type="checkbox"/> XS1414C2							
	15"	<input type="checkbox"/> XS1415C2	<input type="checkbox"/> XS1515C2	<input type="checkbox"/> XS1615C2					
	16"	<input type="checkbox"/> XS1416C2	<input type="checkbox"/> XS1516C2	<input type="checkbox"/> XS1616C2	<input type="checkbox"/> XS1716C2	<input type="checkbox"/> XS1816C2	<input type="checkbox"/> XS1916C2	<input type="checkbox"/> XS2016C2	
	17"	<input type="checkbox"/> XS1417C2	<input type="checkbox"/> XS1517C2	<input type="checkbox"/> XS1617C2	<input type="checkbox"/> XS1717C2	<input type="checkbox"/> XS1817C2	<input type="checkbox"/> XS1917C2	<input type="checkbox"/> XS2017C2	
	18"	<input type="checkbox"/> XS1418C2	<input type="checkbox"/> XS1518C2	<input type="checkbox"/> XS1618C2	<input type="checkbox"/> XS1718C2	<input type="checkbox"/> XS1818C2	<input type="checkbox"/> XS1918C2	<input type="checkbox"/> XS2018C2	<input type="checkbox"/> XS2218C2
	19"		<input type="checkbox"/> XS1519C2	<input type="checkbox"/> XS1619C2	<input type="checkbox"/> XS1719C2	<input type="checkbox"/> XS1819C2	<input type="checkbox"/> XS1919C2	<input type="checkbox"/> XS2019C2	<input type="checkbox"/> XS2219C2
	20"		<input type="checkbox"/> XS1520C2	<input type="checkbox"/> XS1620C2	<input type="checkbox"/> XS1720C2	<input type="checkbox"/> XS1820C2	<input type="checkbox"/> XS1920C2	<input type="checkbox"/> XS2020C2	<input type="checkbox"/> XS2220C2
	21"			<input type="checkbox"/> XS1621C2		<input type="checkbox"/> XS1821C2	<input type="checkbox"/> XS1921C2	<input type="checkbox"/> XS2021C2	<input type="checkbox"/> XS2221C2
	22"			<input type="checkbox"/> XS1622C2		<input type="checkbox"/> XS1822C2	<input type="checkbox"/> XS1922C2	<input type="checkbox"/> XS2022C2	<input type="checkbox"/> XS2222C2

## Axiom P - Positioning Cushion

Weight Capacity: 350 lbs

		Width							
		14"	15"	16"	17"	18"	19"	20"	22"
Retail		\$407	\$407	\$407	\$407	\$407	\$407	\$407	\$528
HCPC		E2605	E2605	E2605	E2605	E2605	E2605	E2605	E2606
Depth	14"	<input type="checkbox"/> XP1414							
	15"	<input type="checkbox"/> XP1415	<input type="checkbox"/> XP1515	<input type="checkbox"/> XP1615					
	16"	<input type="checkbox"/> XP1416	<input type="checkbox"/> XP1516	<input type="checkbox"/> XP1616	<input type="checkbox"/> XP1716	<input type="checkbox"/> XP1816	<input type="checkbox"/> XP1916	<input type="checkbox"/> XP2016	
	17"	<input type="checkbox"/> XP1417	<input type="checkbox"/> XP1517	<input type="checkbox"/> XP1617	<input type="checkbox"/> XP1717	<input type="checkbox"/> XP1817	<input type="checkbox"/> XP1917	<input type="checkbox"/> XP2017	
	18"	<input type="checkbox"/> XP1418	<input type="checkbox"/> XP1518	<input type="checkbox"/> XP1618	<input type="checkbox"/> XP1718	<input type="checkbox"/> XP1818	<input type="checkbox"/> XP1918	<input type="checkbox"/> XP2018	<input type="checkbox"/> XP2218
	19"		<input type="checkbox"/> XP1519	<input type="checkbox"/> XP1619	<input type="checkbox"/> XP1719	<input type="checkbox"/> XP1819	<input type="checkbox"/> XP1919	<input type="checkbox"/> XP2019	<input type="checkbox"/> XP2219
	20"		<input type="checkbox"/> XP1520	<input type="checkbox"/> XP1620	<input type="checkbox"/> XP1720	<input type="checkbox"/> XP1820	<input type="checkbox"/> XP1920	<input type="checkbox"/> XP2020	<input type="checkbox"/> XP2220
	21"			<input type="checkbox"/> XP1621		<input type="checkbox"/> XP1821	<input type="checkbox"/> XP1921	<input type="checkbox"/> XP2021	<input type="checkbox"/> XP2221
	22"			<input type="checkbox"/> XP1622		<input type="checkbox"/> XP1822	<input type="checkbox"/> XP1922	<input type="checkbox"/> XP2022	<input type="checkbox"/> XP2222



Phone (800) 981-1540 | Fax (715) 254-0996  
 sales@kimobility.com | www.kimobility.com



## Axiom P - Positioning Cushion with Extra Outer Cover

Weight Capacity: 350 lbs

		Width							
		14"	15"	16"	17"	18"	19"	20"	22"
Retail		\$517	\$517	\$517	\$517	\$517	\$517	\$517	\$638
HCPC		E2605	E2605	E2605	E2605	E2605	E2605	E2605	E2606
Depth	14"	<input type="checkbox"/> XP1414C2							
	15"	<input type="checkbox"/> XP1415C2	<input type="checkbox"/> XP1515C2	<input type="checkbox"/> XP1615C2					
	16"	<input type="checkbox"/> XP1416C2	<input type="checkbox"/> XP1516C2	<input type="checkbox"/> XP1616C2	<input type="checkbox"/> XP1716C2	<input type="checkbox"/> XP1816C2	<input type="checkbox"/> XP1916C2	<input type="checkbox"/> XP2016C2	
	17"	<input type="checkbox"/> XP1417C2	<input type="checkbox"/> XP1517C2	<input type="checkbox"/> XP1617C2	<input type="checkbox"/> XP1717C2	<input type="checkbox"/> XP1817C2	<input type="checkbox"/> XP1917C2	<input type="checkbox"/> XP2017C2	
	18"	<input type="checkbox"/> XP1418C2	<input type="checkbox"/> XP1518C2	<input type="checkbox"/> XP1618C2	<input type="checkbox"/> XP1718C2	<input type="checkbox"/> XP1818C2	<input type="checkbox"/> XP1918C2	<input type="checkbox"/> XP2018C2	<input type="checkbox"/> XP2218C2
	19"		<input type="checkbox"/> XP1519C2	<input type="checkbox"/> XP1619C2	<input type="checkbox"/> XP1719C2	<input type="checkbox"/> XP1819C2	<input type="checkbox"/> XP1919C2	<input type="checkbox"/> XP2019C2	<input type="checkbox"/> XP2219C2
	20"		<input type="checkbox"/> XP1520C2	<input type="checkbox"/> XP1620C2	<input type="checkbox"/> XP1720C2	<input type="checkbox"/> XP1820C2	<input type="checkbox"/> XP1920C2	<input type="checkbox"/> XP2020C2	<input type="checkbox"/> XP2220C2
	21"			<input type="checkbox"/> XP1621C2		<input type="checkbox"/> XP1821C2	<input type="checkbox"/> XP1921C2	<input type="checkbox"/> XP2021C2	<input type="checkbox"/> XP2221C2
	22"			<input type="checkbox"/> XP1622C2		<input type="checkbox"/> XP1822C2	<input type="checkbox"/> XP1922C2	<input type="checkbox"/> XP2022C2	<input type="checkbox"/> XP2222C2

## Axiom SP Visco - Skin Protection & Positioning Cushion

Weight capacity: 350 lbs

		Width								
		14"	15"	16"	17"	18"	19"	20"	21"	22"
Retail		\$493	\$493	\$493	\$493	\$493	\$493	\$493	\$603	\$603
HCPC		E2607	E2607	E2607	E2607	E2607	E2607	E2607	E2608	E2608
Depth	14"	<input type="checkbox"/> XSP1414V								
	15"	<input type="checkbox"/> XSP1415V	<input type="checkbox"/> XSP1515V	<input type="checkbox"/> XSP1615V						
	16"	<input type="checkbox"/> XSP1416V	<input type="checkbox"/> XSP1516V	<input type="checkbox"/> XSP1616V	<input type="checkbox"/> XSP1716V	<input type="checkbox"/> XSP1816V	<input type="checkbox"/> XSP1916V	<input type="checkbox"/> XSP2016V		<input type="checkbox"/> XSP2216V
	17"	<input type="checkbox"/> XSP1417V	<input type="checkbox"/> XSP1517V	<input type="checkbox"/> XSP1617V	<input type="checkbox"/> XSP1717V	<input type="checkbox"/> XSP1817V	<input type="checkbox"/> XSP1917V	<input type="checkbox"/> XSP2017V		<input type="checkbox"/> XSP2217V
	18"	<input type="checkbox"/> XSP1418V	<input type="checkbox"/> XSP1518V	<input type="checkbox"/> XSP1618V	<input type="checkbox"/> XSP1718V	<input type="checkbox"/> XSP1818V	<input type="checkbox"/> XSP1918V	<input type="checkbox"/> XSP2018V	<input type="checkbox"/> XSP2118V	<input type="checkbox"/> XSP2218V
	19"		<input type="checkbox"/> XSP1519V	<input type="checkbox"/> XSP1619V	<input type="checkbox"/> XSP1719V	<input type="checkbox"/> XSP1819V	<input type="checkbox"/> XSP1919V	<input type="checkbox"/> XSP2019V	<input type="checkbox"/> XSP2119V	<input type="checkbox"/> XSP2219V
	20"		<input type="checkbox"/> XSP1520V	<input type="checkbox"/> XSP1620V	<input type="checkbox"/> XSP1720V	<input type="checkbox"/> XSP1820V	<input type="checkbox"/> XSP1920V	<input type="checkbox"/> XSP2020V	<input type="checkbox"/> XSP2120V	<input type="checkbox"/> XSP2220V
	21"			<input type="checkbox"/> XSP1621V		<input type="checkbox"/> XSP1821V	<input type="checkbox"/> XSP1921V	<input type="checkbox"/> XSP2021V	<input type="checkbox"/> XSP2121V	<input type="checkbox"/> XSP2221V
	22"			<input type="checkbox"/> XSP1622V		<input type="checkbox"/> XSP1822V	<input type="checkbox"/> XSP1922V	<input type="checkbox"/> XSP2022V	<input type="checkbox"/> XSP2122V	<input type="checkbox"/> XSP2222V

## Axiom SP Visco - Skin Protection & Positioning Cushion with Extra Outer Cover

Weight capacity: 350 lbs

		Width								
		14"	15"	16"	17"	18"	19"	20"	21"	22"
Retail		\$614	\$614	\$614	\$614	\$614	\$614	\$614	\$724	\$724
HCPC		E2607	E2607	E2607	E2607	E2607	E2607	E2607	E2608	E2608
Depth	14"	<input type="checkbox"/> XSP1414VC2								
	15"	<input type="checkbox"/> XSP1415VC2	<input type="checkbox"/> XSP1515VC2	<input type="checkbox"/> XSP1615VC2						
	16"	<input type="checkbox"/> XSP1416VC2	<input type="checkbox"/> XSP1516VC2	<input type="checkbox"/> XSP1616VC2	<input type="checkbox"/> XSP1716VC2	<input type="checkbox"/> XSP1816VC2	<input type="checkbox"/> XSP1916VC2	<input type="checkbox"/> XSP2016VC2		<input type="checkbox"/> XSP2216VC2
	17"	<input type="checkbox"/> XSP1417VC2	<input type="checkbox"/> XSP1517VC2	<input type="checkbox"/> XSP1617VC2	<input type="checkbox"/> XSP1717VC2	<input type="checkbox"/> XSP1817VC2	<input type="checkbox"/> XSP1917VC2	<input type="checkbox"/> XSP2017VC2		<input type="checkbox"/> XSP2217VC2
	18"	<input type="checkbox"/> XSP1418VC2	<input type="checkbox"/> XSP1518VC2	<input type="checkbox"/> XSP1618VC2	<input type="checkbox"/> XSP1718VC2	<input type="checkbox"/> XSP1818VC2	<input type="checkbox"/> XSP1918VC2	<input type="checkbox"/> XSP2018VC2	<input type="checkbox"/> XSP2118VC2	<input type="checkbox"/> XSP2218VC2
	19"		<input type="checkbox"/> XSP1519VC2	<input type="checkbox"/> XSP1619VC2	<input type="checkbox"/> XSP1719VC2	<input type="checkbox"/> XSP1819VC2	<input type="checkbox"/> XSP1919VC2	<input type="checkbox"/> XSP2019VC2	<input type="checkbox"/> XSP2119VC2	<input type="checkbox"/> XSP2219VC2
	20"		<input type="checkbox"/> XSP1520VC2	<input type="checkbox"/> XSP1620VC2	<input type="checkbox"/> XSP1720VC2	<input type="checkbox"/> XSP1820VC2	<input type="checkbox"/> XSP1920VC2	<input type="checkbox"/> XSP2020VC2	<input type="checkbox"/> XSP2120VC2	<input type="checkbox"/> XSP2220VC2
	21"			<input type="checkbox"/> XSP1621VC2		<input type="checkbox"/> XSP1821VC2	<input type="checkbox"/> XSP1921VC2	<input type="checkbox"/> XSP2021VC2	<input type="checkbox"/> XSP2121VC2	<input type="checkbox"/> XSP2221VC2
	22"			<input type="checkbox"/> XSP1622VC2		<input type="checkbox"/> XSP1822VC2	<input type="checkbox"/> XSP1922VC2	<input type="checkbox"/> XSP2022VC2	<input type="checkbox"/> XSP2122VC2	<input type="checkbox"/> XSP2222VC2



Phone (800) 981-1540 | Fax (715) 254-0996  
 sales@kimobility.com | www.kimobility.com



## Axiom SP - Fluid

Weight Capacity: 350 lbs

		Width								
		14"	15"	16"	17"	18"	19"	20"	21"	22"
Retail		\$504	\$504	\$504	\$504	\$504	\$504	\$504	\$617	\$617
HCPC		E2607	E2607	E2607	E2607	E2607	E2607	E2607	E2608	E2608
Depth	14"	<input type="checkbox"/> XSP1414F								
	15"	<input type="checkbox"/> XSP1415F	<input type="checkbox"/> XSP1515F	<input type="checkbox"/> XSP1615F						
	16"	<input type="checkbox"/> XSP1416F	<input type="checkbox"/> XSP1516F	<input type="checkbox"/> XSP1616F	<input type="checkbox"/> XSP1716F	<input type="checkbox"/> XSP1816F	<input type="checkbox"/> XSP1916F	<input type="checkbox"/> XSP2016F		<input type="checkbox"/> XSP2216F
	17"	<input type="checkbox"/> XSP1417F	<input type="checkbox"/> XSP1517F	<input type="checkbox"/> XSP1617F	<input type="checkbox"/> XSP1717F	<input type="checkbox"/> XSP1817F	<input type="checkbox"/> XSP1917F	<input type="checkbox"/> XSP2017F		<input type="checkbox"/> XSP2217F
	18"	<input type="checkbox"/> XSP1418F	<input type="checkbox"/> XSP1518F	<input type="checkbox"/> XSP1618F	<input type="checkbox"/> XSP1718F	<input type="checkbox"/> XSP1818F	<input type="checkbox"/> XSP1918F	<input type="checkbox"/> XSP2018F	<input type="checkbox"/> XSP2118F	<input type="checkbox"/> XSP2218F
	19"		<input type="checkbox"/> XSP1519F	<input type="checkbox"/> XSP1619F	<input type="checkbox"/> XSP1719F	<input type="checkbox"/> XSP1819F	<input type="checkbox"/> XSP1919F	<input type="checkbox"/> XSP2019F	<input type="checkbox"/> XSP2119F	<input type="checkbox"/> XSP2219F
	20"		<input type="checkbox"/> XSP1520F	<input type="checkbox"/> XSP1620F	<input type="checkbox"/> XSP1720F	<input type="checkbox"/> XSP1820F	<input type="checkbox"/> XSP1920F	<input type="checkbox"/> XSP2020F	<input type="checkbox"/> XSP2120F	<input type="checkbox"/> XSP2220F
	21"			<input type="checkbox"/> XSP1621F		<input type="checkbox"/> XSP1821F	<input type="checkbox"/> XSP1921F	<input type="checkbox"/> XSP2021F	<input type="checkbox"/> XSP2121F	<input type="checkbox"/> XSP2221F
	22"			<input type="checkbox"/> XSP1622F		<input type="checkbox"/> XSP1822F	<input type="checkbox"/> XSP1922F	<input type="checkbox"/> XSP2022F	<input type="checkbox"/> XSP2122F	<input type="checkbox"/> XSP2222F

## Axiom SP Fluid - Skin Protection & Positioning Cushion with Extra Outer Cover

Weight Capacity: 350 lbs

		Width								
		14"	15"	16"	17"	18"	19"	20"	21"	22"
Retail		\$625	\$625	\$625	\$625	\$625	\$625	\$625	\$738	\$738
HCPC		E2607	E2607	E2607	E2607	E2607	E2607	E2607	E2608	E2608
Depth	14"	<input type="checkbox"/> XSP1414FC2								
	15"	<input type="checkbox"/> XSP1415FC2	<input type="checkbox"/> XSP1515FC2	<input type="checkbox"/> XSP1615FC2						
	16"	<input type="checkbox"/> XSP1416FC2	<input type="checkbox"/> XSP1516FC2	<input type="checkbox"/> XSP1616FC2	<input type="checkbox"/> XSP1716FC2	<input type="checkbox"/> XSP1816FC2	<input type="checkbox"/> XSP1916FC2	<input type="checkbox"/> XSP2016FC2		<input type="checkbox"/> XSP2216FC2
	17"	<input type="checkbox"/> XSP1417FC2	<input type="checkbox"/> XSP1517FC2	<input type="checkbox"/> XSP1617FC2	<input type="checkbox"/> XSP1717FC2	<input type="checkbox"/> XSP1817FC2	<input type="checkbox"/> XSP1917FC2	<input type="checkbox"/> XSP2017FC2		<input type="checkbox"/> XSP2217FC2
	18"	<input type="checkbox"/> XSP1418FC2	<input type="checkbox"/> XSP1518FC2	<input type="checkbox"/> XSP1618FC2	<input type="checkbox"/> XSP1718FC2	<input type="checkbox"/> XSP1818FC2	<input type="checkbox"/> XSP1918FC2	<input type="checkbox"/> XSP2018FC2	<input type="checkbox"/> XSP2118FC2	<input type="checkbox"/> XSP2218FC2
	19"		<input type="checkbox"/> XSP1519FC2	<input type="checkbox"/> XSP1619FC2	<input type="checkbox"/> XSP1719FC2	<input type="checkbox"/> XSP1819FC2	<input type="checkbox"/> XSP1919FC2	<input type="checkbox"/> XSP2019FC2	<input type="checkbox"/> XSP2119FC2	<input type="checkbox"/> XSP2219FC2
	20"		<input type="checkbox"/> XSP1520FC2	<input type="checkbox"/> XSP1620FC2	<input type="checkbox"/> XSP1720FC2	<input type="checkbox"/> XSP1820FC2	<input type="checkbox"/> XSP1920FC2	<input type="checkbox"/> XSP2020FC2	<input type="checkbox"/> XSP2120FC2	<input type="checkbox"/> XSP2220FC2
	21"			<input type="checkbox"/> XSP1621FC2		<input type="checkbox"/> XSP1821FC2	<input type="checkbox"/> XSP1921FC2	<input type="checkbox"/> XSP2021FC2	<input type="checkbox"/> XSP2121FC2	<input type="checkbox"/> XSP2221FC2
	22"			<input type="checkbox"/> XSP1622FC2		<input type="checkbox"/> XSP1822FC2	<input type="checkbox"/> XSP1922FC2	<input type="checkbox"/> XSP2022FC2	<input type="checkbox"/> XSP2122FC2	<input type="checkbox"/> XSP2222FC2

## Axiom AS - Adjustable Skin Protection Cushion

Weight capacity: 350 lbs

		Width								
		14"	15"	16"	17"	18"	19"	20"	21"	22"
Retail		\$641	\$641	\$641	\$641	\$641	\$641	\$641	\$743	\$743
HCPC		E2622	E2622	E2622	E2622	E2622	E2622	E2622	E2622	E2602
Height	14"	<input type="checkbox"/> XAS1414	<input type="checkbox"/> XAS1514	<input type="checkbox"/> XAS1614						
	15"	<input type="checkbox"/> XAS1415	<input type="checkbox"/> XAS1515	<input type="checkbox"/> XAS1615	<input type="checkbox"/> XAS1715					
	16"	<input type="checkbox"/> XAS1416	<input type="checkbox"/> XAS1516	<input type="checkbox"/> XAS1616	<input type="checkbox"/> XAS1716	<input type="checkbox"/> XAS1816	<input type="checkbox"/> XAS1916	<input type="checkbox"/> XAS2016		<input type="checkbox"/> XAS2216
	17"	<input type="checkbox"/> XAS1417	<input type="checkbox"/> XAS1517	<input type="checkbox"/> XAS1617	<input type="checkbox"/> XAS1717	<input type="checkbox"/> XAS1817	<input type="checkbox"/> XAS1917	<input type="checkbox"/> XAS2017		<input type="checkbox"/> XAS2217
	18"	<input type="checkbox"/> XAS1418	<input type="checkbox"/> XAS1518	<input type="checkbox"/> XAS1618	<input type="checkbox"/> XAS1718	<input type="checkbox"/> XAS1818	<input type="checkbox"/> XAS1918	<input type="checkbox"/> XAS2018	<input type="checkbox"/> XAS2118	<input type="checkbox"/> XAS2218
	19"	<input type="checkbox"/> XAS1419	<input type="checkbox"/> XAS1519	<input type="checkbox"/> XAS1619	<input type="checkbox"/> XAS1719	<input type="checkbox"/> XAS1819	<input type="checkbox"/> XAS1919	<input type="checkbox"/> XAS2019	<input type="checkbox"/> XAS2119	<input type="checkbox"/> XAS2219
	20"	<input type="checkbox"/> XAS1420	<input type="checkbox"/> XAS1520	<input type="checkbox"/> XAS1620	<input type="checkbox"/> XAS1720	<input type="checkbox"/> XAS1820	<input type="checkbox"/> XAS1920	<input type="checkbox"/> XAS2020	<input type="checkbox"/> XAS2120	<input type="checkbox"/> XAS2220
	21"		<input type="checkbox"/> XAS1521	<input type="checkbox"/> XAS1621	<input type="checkbox"/> XAS1721	<input type="checkbox"/> XAS1821	<input type="checkbox"/> XAS1921	<input type="checkbox"/> XAS2021	<input type="checkbox"/> XAS2121	<input type="checkbox"/> XAS2221
	22"		<input type="checkbox"/> XAS1522	<input type="checkbox"/> XAS1622	<input type="checkbox"/> XAS1722	<input type="checkbox"/> XAS1822	<input type="checkbox"/> XAS1922	<input type="checkbox"/> XAS2022	<input type="checkbox"/> XAS2122	<input type="checkbox"/> XAS2222



Phone (800) 981-1540 | Fax (715) 254-0996  
 sales@kimobility.com | www.kimobility.com



## Axiom AS - Adjustable Skin Protection Cushion with Extra Outer Cover

Weight capacity: 350 lbs

		Width								
		14"	15"	16"	17"	18"	19"	20"	21"	22"
Retail		\$762	\$762	\$762	\$762	\$762	\$762	\$762	\$864	\$864
HCPC		E2622	E2622	E2622	E2622	E2622	E2622	E2622	E2622	E2602
Height	14"	<input type="checkbox"/> XAS1414C2	<input type="checkbox"/> XAS1514C2	<input type="checkbox"/> XAS1614C2						
	15"	<input type="checkbox"/> XAS1415C2	<input type="checkbox"/> XAS1515C2	<input type="checkbox"/> XAS1615C2	<input type="checkbox"/> XAS1715C2					
	16"	<input type="checkbox"/> XAS1416C2	<input type="checkbox"/> XAS1516C2	<input type="checkbox"/> XAS1616C2	<input type="checkbox"/> XAS1716C2	<input type="checkbox"/> XAS1816C2	<input type="checkbox"/> XAS1916C2	<input type="checkbox"/> XAS2016C2		<input type="checkbox"/> XAS2216C2
	17"	<input type="checkbox"/> XAS1417C2	<input type="checkbox"/> XAS1517C2	<input type="checkbox"/> XAS1617C2	<input type="checkbox"/> XAS1717C2	<input type="checkbox"/> XAS1817C2	<input type="checkbox"/> XAS1917C2	<input type="checkbox"/> XAS2017C2		<input type="checkbox"/> XAS2217C2
	18"	<input type="checkbox"/> XAS1418C2	<input type="checkbox"/> XAS1518C2	<input type="checkbox"/> XAS1618C2	<input type="checkbox"/> XAS1718C2	<input type="checkbox"/> XAS1818C2	<input type="checkbox"/> XAS1918C2	<input type="checkbox"/> XAS2018C2	<input type="checkbox"/> XAS2118C2	<input type="checkbox"/> XAS2218C2
	19"	<input type="checkbox"/> XAS1419C2	<input type="checkbox"/> XAS1519C2	<input type="checkbox"/> XAS1619C2	<input type="checkbox"/> XAS1719C2	<input type="checkbox"/> XAS1819C2	<input type="checkbox"/> XAS1919C2	<input type="checkbox"/> XAS2019C2	<input type="checkbox"/> XAS2119C2	<input type="checkbox"/> XAS2219C2
	20"	<input type="checkbox"/> XAS1420C2	<input type="checkbox"/> XAS1520C2	<input type="checkbox"/> XAS1620C2	<input type="checkbox"/> XAS1720C2	<input type="checkbox"/> XAS1820C2	<input type="checkbox"/> XAS1920C2	<input type="checkbox"/> XAS2020C2	<input type="checkbox"/> XAS2120C2	<input type="checkbox"/> XAS2220C2
	21"		<input type="checkbox"/> XAS1521C2	<input type="checkbox"/> XAS1621C2	<input type="checkbox"/> XAS1721C2	<input type="checkbox"/> XAS1821C2	<input type="checkbox"/> XAS1921C2	<input type="checkbox"/> XAS2021C2	<input type="checkbox"/> XAS2121C2	<input type="checkbox"/> XAS2221C2
	22"		<input type="checkbox"/> XAS1522C2	<input type="checkbox"/> XAS1622C2	<input type="checkbox"/> XAS1722C2	<input type="checkbox"/> XAS1822C2	<input type="checkbox"/> XAS1922C2	<input type="checkbox"/> XAS2022C2	<input type="checkbox"/> XAS2122C2	<input type="checkbox"/> XAS2222C2

## Axiom ASP - Adjustable Skin Protection & Positioning Cushion

Weight capacity: 350 lbs

		Width								
		14"	15"	16"	17"	18"	19"	20"	21"	22"
Retail		\$661	\$661	\$661	\$661	\$661	\$661	\$661	\$764	\$764
HCPC		E2624	E2624	E2624	E2624	E2624	E2624	E2624	E2624	E2602
Height	14"	<input type="checkbox"/> XASP1414	<input type="checkbox"/> XASP1514	<input type="checkbox"/> XASP1614						
	15"	<input type="checkbox"/> XASP1415	<input type="checkbox"/> XASP1515	<input type="checkbox"/> XASP1615	<input type="checkbox"/> XASP1715	<input type="checkbox"/> XASP1815				
	16"	<input type="checkbox"/> XASP1416	<input type="checkbox"/> XASP1516	<input type="checkbox"/> XASP1616	<input type="checkbox"/> XASP1716	<input type="checkbox"/> XASP1816	<input type="checkbox"/> XASP1916	<input type="checkbox"/> XASP2016		<input type="checkbox"/> XASP2216
	17"	<input type="checkbox"/> XASP1417	<input type="checkbox"/> XASP1517	<input type="checkbox"/> XASP1617	<input type="checkbox"/> XASP1717	<input type="checkbox"/> XASP1817	<input type="checkbox"/> XASP1917	<input type="checkbox"/> XASP2017		<input type="checkbox"/> XASP2217
	18"	<input type="checkbox"/> XASP1418	<input type="checkbox"/> XASP1518	<input type="checkbox"/> XASP1618	<input type="checkbox"/> XASP1718	<input type="checkbox"/> XASP1818	<input type="checkbox"/> XASP1918	<input type="checkbox"/> XASP2018	<input type="checkbox"/> XASP2118	<input type="checkbox"/> XASP2218
	19"	<input type="checkbox"/> XASP1419	<input type="checkbox"/> XASP1519	<input type="checkbox"/> XASP1619	<input type="checkbox"/> XASP1719	<input type="checkbox"/> XASP1819	<input type="checkbox"/> XASP1919	<input type="checkbox"/> XASP2019	<input type="checkbox"/> XASP2119	<input type="checkbox"/> XASP2219
	20"	<input type="checkbox"/> XASP1420	<input type="checkbox"/> XASP1520	<input type="checkbox"/> XASP1620	<input type="checkbox"/> XASP1720	<input type="checkbox"/> XASP1820	<input type="checkbox"/> XASP1920	<input type="checkbox"/> XASP2020	<input type="checkbox"/> XASP2120	<input type="checkbox"/> XASP2220
	21"		<input type="checkbox"/> XASP1521	<input type="checkbox"/> XASP1621	<input type="checkbox"/> XASP1721	<input type="checkbox"/> XASP1821	<input type="checkbox"/> XASP1921	<input type="checkbox"/> XASP2021	<input type="checkbox"/> XASP2121	<input type="checkbox"/> XASP2221
	22"		<input type="checkbox"/> XASP1522	<input type="checkbox"/> XASP1622	<input type="checkbox"/> XASP1722	<input type="checkbox"/> XASP1822	<input type="checkbox"/> XASP1922	<input type="checkbox"/> XASP2022	<input type="checkbox"/> XASP2122	<input type="checkbox"/> XASP2222

## Axiom ASP - Adjustable Skin Protection & Positioning Cushion with Extra Outer Cover

Weight capacity: 350 lbs

		Width								
		14"	15"	16"	17"	18"	19"	20"	21"	22"
Retail		\$782	\$782	\$782	\$782	\$782	\$782	\$782	\$885	\$885
HCPC		E2624	E2624	E2624	E2624	E2624	E2624	E2624	E2624	E2602
Height	14"	<input type="checkbox"/> XASP1414C2	<input type="checkbox"/> XASP1514C2	<input type="checkbox"/> XASP1614C2						
	15"	<input type="checkbox"/> XASP1415C2	<input type="checkbox"/> XASP1515C2	<input type="checkbox"/> XASP1615C2	<input type="checkbox"/> XASP1715C2	<input type="checkbox"/> XASP1815C2				
	16"	<input type="checkbox"/> XASP1416C2	<input type="checkbox"/> XASP1516C2	<input type="checkbox"/> XASP1616C2	<input type="checkbox"/> XASP1716C2	<input type="checkbox"/> XASP1816C2	<input type="checkbox"/> XASP1916C2	<input type="checkbox"/> XASP2016C2		<input type="checkbox"/> XASP2216C2
	17"	<input type="checkbox"/> XASP1417C2	<input type="checkbox"/> XASP1517C2	<input type="checkbox"/> XASP1617C2	<input type="checkbox"/> XASP1717C2	<input type="checkbox"/> XASP1817C2	<input type="checkbox"/> XASP1917C2	<input type="checkbox"/> XASP2017C2		<input type="checkbox"/> XASP2217C2
	18"	<input type="checkbox"/> XASP1418C2	<input type="checkbox"/> XASP1518C2	<input type="checkbox"/> XASP1618C2	<input type="checkbox"/> XASP1718C2	<input type="checkbox"/> XASP1818C2	<input type="checkbox"/> XASP1918C2	<input type="checkbox"/> XASP2018C2	<input type="checkbox"/> XASP2118C2	<input type="checkbox"/> XASP2218C2
	19"	<input type="checkbox"/> XASP1419C2	<input type="checkbox"/> XASP1519C2	<input type="checkbox"/> XASP1619C2	<input type="checkbox"/> XASP1719C2	<input type="checkbox"/> XASP1819C2	<input type="checkbox"/> XASP1919C2	<input type="checkbox"/> XASP2019C2	<input type="checkbox"/> XASP2119C2	<input type="checkbox"/> XASP2219C2
	20"	<input type="checkbox"/> XASP1420C2	<input type="checkbox"/> XASP1520C2	<input type="checkbox"/> XASP1620C2	<input type="checkbox"/> XASP1720C2	<input type="checkbox"/> XASP1820C2	<input type="checkbox"/> XASP1920C2	<input type="checkbox"/> XASP2020C2	<input type="checkbox"/> XASP2120C2	<input type="checkbox"/> XASP2220C2
	21"		<input type="checkbox"/> XASP1521C2	<input type="checkbox"/> XASP1621C2	<input type="checkbox"/> XASP1721C2	<input type="checkbox"/> XASP1821C2	<input type="checkbox"/> XASP1921C2	<input type="checkbox"/> XASP2021C2	<input type="checkbox"/> XASP2121C2	<input type="checkbox"/> XASP2221C2
	22"		<input type="checkbox"/> XASP1522C2	<input type="checkbox"/> XASP1622C2	<input type="checkbox"/> XASP1722C2	<input type="checkbox"/> XASP1822C2	<input type="checkbox"/> XASP1922C2	<input type="checkbox"/> XASP2022C2	<input type="checkbox"/> XASP2122C2	<input type="checkbox"/> XASP2222C2



Phone (800) 981-1540 | Fax (715) 254-0996  
 sales@kimobility.com | www.kimobility.com



### AS & ASP Modifications

*Extended lead times will apply. Makes cushion non-refundable*

#### Rail Cut

XASNR

Bilateral Angled Seat Rail Relief Cut N/C

#### Notch for Back Posts

XASNB

2" x 2" Bilateral Rear Notch for Back Post Clearance N/C

## Axiom Air LTE - General Use Air Cushion

*Weight capacity: 315 lbs*

		Width			
		16"		18"	
		Cushion w/ Standard Cover	Cushion w/ Extra Standard Cover	Cushion w/ Standard Cover	Cushion w/ Extra Standard Cover
	Retail	\$160	\$244	\$160	\$244
	HCPC	E2601	E2601	E2601	E2601
Depth	16"	<input type="checkbox"/> XLTE1616	<input type="checkbox"/> XLTE1616C2	<input type="checkbox"/> XLTE1816	<input type="checkbox"/> XLTE1816C2
	18"	<input type="checkbox"/> XLTE1618	<input type="checkbox"/> XLTE1618C2	<input type="checkbox"/> XLTE1818	<input type="checkbox"/> XLTE1818C2

## Seating Accessories

Axiom Solid Seat Insert \$70



Phone (800) 981-1540 | Fax (715) 254-0996  
 sales@kimobility.com | www.kimobility.com



## Star StarLock Cushions

### Star StarLock Cushion (3" Tall Cells) and Extra Standard / Incontinent Cover

		Width														
		13.5"			15.5"			17.25"			19.25"			21"		
		Cushion	Cover		Cushion	Cover		Cushion	Cover		Cushion	Cover		Cushion	Cover	
	Standard	Incontinent	Standard	Incontinent	Standard	Incontinent	Standard	Incontinent	Standard	Incontinent	Standard	Incontinent	Standard	Incontinent		
Retail	\$589	\$71	\$82	\$589	\$71	\$82	\$589	\$71	\$82	\$589	\$71	\$82	\$589	\$71	\$82	
HCPCS	E2624			E2624			E2624			E2624			E2624			
Depth	13.5"	<input type="checkbox"/>	<input type="checkbox"/>	<input type="checkbox"/>												
	15.5"	<input type="checkbox"/>	<input type="checkbox"/>	<input type="checkbox"/>	<input type="checkbox"/>	<input type="checkbox"/>	<input type="checkbox"/>	<input type="checkbox"/>	<input type="checkbox"/>	<input type="checkbox"/>	<input type="checkbox"/>	<input type="checkbox"/>				
	17.25"				<input type="checkbox"/>	<input type="checkbox"/>	<input type="checkbox"/>	<input type="checkbox"/>	<input type="checkbox"/>	<input type="checkbox"/>	<input type="checkbox"/>	<input type="checkbox"/>	<input type="checkbox"/>	<input type="checkbox"/>	<input type="checkbox"/>	
	19.25"				<input type="checkbox"/>	<input type="checkbox"/>	<input type="checkbox"/>	<input type="checkbox"/>	<input type="checkbox"/>	<input type="checkbox"/>	<input type="checkbox"/>	<input type="checkbox"/>	<input type="checkbox"/>	<input type="checkbox"/>	<input type="checkbox"/>	
	21"				<input type="checkbox"/>	<input type="checkbox"/>	<input type="checkbox"/>	<input type="checkbox"/>	<input type="checkbox"/>	<input type="checkbox"/>	<input type="checkbox"/>	<input type="checkbox"/>	<input type="checkbox"/>	<input type="checkbox"/>	<input type="checkbox"/>	

### Star StarLock Cushion (4" Tall Cells) and Extra Standard / Incontinent Cover

		Width														
		13.5"			15.5"			17.25"			19.25"			21"		
		Cushion	Cover		Cushion	Cover		Cushion	Cover		Cushion	Cover		Cushion	Cover	
	Standard	Incontinent	Standard	Incontinent	Standard	Incontinent	Standard	Incontinent	Standard	Incontinent	Standard	Incontinent	Standard	Incontinent		
Retail	\$589	\$71	\$82	\$589	\$71	\$82	\$589	\$71	\$82	\$589	\$71	\$82	\$589	\$71	\$82	
HCPCS	E2624			E2624			E2624			E2624			E2624			
Depth	13.5"	<input type="checkbox"/>	<input type="checkbox"/>	<input type="checkbox"/>												
	15.5"	<input type="checkbox"/>	<input type="checkbox"/>	<input type="checkbox"/>	<input type="checkbox"/>	<input type="checkbox"/>	<input type="checkbox"/>	<input type="checkbox"/>	<input type="checkbox"/>	<input type="checkbox"/>	<input type="checkbox"/>	<input type="checkbox"/>				
	17.25"	<input type="checkbox"/>	<input type="checkbox"/>	<input type="checkbox"/>	<input type="checkbox"/>	<input type="checkbox"/>	<input type="checkbox"/>	<input type="checkbox"/>	<input type="checkbox"/>	<input type="checkbox"/>	<input type="checkbox"/>	<input type="checkbox"/>	<input type="checkbox"/>	<input type="checkbox"/>	<input type="checkbox"/>	
	19.25"				<input type="checkbox"/>	<input type="checkbox"/>	<input type="checkbox"/>	<input type="checkbox"/>	<input type="checkbox"/>	<input type="checkbox"/>	<input type="checkbox"/>	<input type="checkbox"/>	<input type="checkbox"/>	<input type="checkbox"/>	<input type="checkbox"/>	
	21"				<input type="checkbox"/>	<input type="checkbox"/>	<input type="checkbox"/>	<input type="checkbox"/>	<input type="checkbox"/>	<input type="checkbox"/>	<input type="checkbox"/>	<input type="checkbox"/>	<input type="checkbox"/>	<input type="checkbox"/>	<input type="checkbox"/>	

### Star StarLock Cushion (5" Tall Cells) and Extra Standard / Incontinent Cover

		Width														
		14"			16"			18"			20"			22"		
		Cushion	Cover		Cushion	Cover		Cushion	Cover		Cushion	Cover		Cushion	Cover	
	Standard	Incontinent	Standard	Incontinent	Standard	Incontinent	Standard	Incontinent	Standard	Incontinent	Standard	Incontinent	Standard	Incontinent		
Retail	\$604	\$71	\$82	\$604	\$71	\$82	\$604	\$71	\$82	\$604	\$71	\$82	\$704	\$93	\$106	
HCPCS	E2624			E2624			E2624			E2624			E2625			
Depth	14"	<input type="checkbox"/>	<input type="checkbox"/>	<input type="checkbox"/>												
	16"	<input type="checkbox"/>	<input type="checkbox"/>	<input type="checkbox"/>	<input type="checkbox"/>	<input type="checkbox"/>	<input type="checkbox"/>	<input type="checkbox"/>	<input type="checkbox"/>	<input type="checkbox"/>	<input type="checkbox"/>	<input type="checkbox"/>				
	18"	<input type="checkbox"/>	<input type="checkbox"/>	<input type="checkbox"/>	<input type="checkbox"/>	<input type="checkbox"/>	<input type="checkbox"/>	<input type="checkbox"/>	<input type="checkbox"/>	<input type="checkbox"/>	<input type="checkbox"/>	<input type="checkbox"/>	<input type="checkbox"/>	<input type="checkbox"/>	<input type="checkbox"/>	
	20"				<input type="checkbox"/>	<input type="checkbox"/>	<input type="checkbox"/>	<input type="checkbox"/>	<input type="checkbox"/>	<input type="checkbox"/>	<input type="checkbox"/>	<input type="checkbox"/>	<input type="checkbox"/>	<input type="checkbox"/>	<input type="checkbox"/>	
	22"				<input type="checkbox"/>	<input type="checkbox"/>	<input type="checkbox"/>	<input type="checkbox"/>	<input type="checkbox"/>	<input type="checkbox"/>	<input type="checkbox"/>	<input type="checkbox"/>	<input type="checkbox"/>	<input type="checkbox"/>	<input type="checkbox"/>	

HCPCS codes provided are based on code verification by the PDAC or our interpretation of the code definitions.

Proper use of HCPCS codes does not ensure coverage or payment. For coverage information, verify the appropriate payer's coverage policy.

DCN0903.2 Pricing and specifications subject to change without notice.



Phone (800) 981-1540 | Fax (715) 254-0996  
 sales@kimobility.com | www.kimobility.com



## Star Stabil-Air Cushions

### Star Stabil-Air Cushion (3" Tall Cells) and Extra Standard / Incontinent Cover

		Width																	
		13.5"			15.5"			17.25"			19.25"			21"			22.75"		
		Cushion	Cover		Cushion	Cover		Cushion	Cover		Cushion	Cover		Cushion	Cover		Cushion	Cover	
		Standard	Incontinent	Standard	Incontinent	Standard	Incontinent	Standard	Incontinent	Standard	Incontinent	Standard	Incontinent	Standard	Incontinent	Standard	Incontinent	Standard	Incontinent
Retail		\$563	\$71	\$82	\$563	\$71	\$82	\$563	\$71	\$82	\$563	\$71	\$82	\$563	\$71	\$82	\$692	\$93	\$106
HCPCS		E2622			E2622			E2622			E2622			E2622			E2623		
Depth	13.5"	<input type="checkbox"/>	<input type="checkbox"/>	<input type="checkbox"/>															
	15.5"	<input type="checkbox"/>	<input type="checkbox"/>	<input type="checkbox"/>	<input type="checkbox"/>	<input type="checkbox"/>	<input type="checkbox"/>	<input type="checkbox"/>	<input type="checkbox"/>	<input type="checkbox"/>	<input type="checkbox"/>	<input type="checkbox"/>	<input type="checkbox"/>						
	17.25"				<input type="checkbox"/>	<input type="checkbox"/>	<input type="checkbox"/>	<input type="checkbox"/>	<input type="checkbox"/>	<input type="checkbox"/>	<input type="checkbox"/>	<input type="checkbox"/>	<input type="checkbox"/>	<input type="checkbox"/>	<input type="checkbox"/>	<input type="checkbox"/>	<input type="checkbox"/>	<input type="checkbox"/>	<input type="checkbox"/>
	19.25"				<input type="checkbox"/>	<input type="checkbox"/>	<input type="checkbox"/>	<input type="checkbox"/>	<input type="checkbox"/>	<input type="checkbox"/>	<input type="checkbox"/>	<input type="checkbox"/>	<input type="checkbox"/>	<input type="checkbox"/>	<input type="checkbox"/>	<input type="checkbox"/>	<input type="checkbox"/>	<input type="checkbox"/>	<input type="checkbox"/>
	21"							<input type="checkbox"/>	<input type="checkbox"/>	<input type="checkbox"/>	<input type="checkbox"/>	<input type="checkbox"/>	<input type="checkbox"/>	<input type="checkbox"/>	<input type="checkbox"/>	<input type="checkbox"/>	<input type="checkbox"/>	<input type="checkbox"/>	<input type="checkbox"/>

### Star Stabil-Air Cushion (4" Tall Cells) and Extra Standard / Incontinent Cover

		Width																	
		13.5"			15.5"			17.25"			19.25"			21"			22.75"		
		Cushion	Cover		Cushion	Cover		Cushion	Cover		Cushion	Cover		Cushion	Cover		Cushion	Cover	
		Standard	Incontinent	Standard	Incontinent	Standard	Incontinent	Standard	Incontinent	Standard	Incontinent	Standard	Incontinent	Standard	Incontinent	Standard	Incontinent	Standard	Incontinent
Retail		\$563	\$71	\$82	\$563	\$71	\$82	\$563	\$71	\$82	\$563	\$71	\$82	\$563	\$71	\$82	\$692	\$93	\$106
HCPCS		E2622			E2622			E2622			E2622			E2622			E2623		
Depth	13.5"	<input type="checkbox"/>	<input type="checkbox"/>	<input type="checkbox"/>															
	15.5"	<input type="checkbox"/>	<input type="checkbox"/>	<input type="checkbox"/>	<input type="checkbox"/>	<input type="checkbox"/>	<input type="checkbox"/>	<input type="checkbox"/>	<input type="checkbox"/>	<input type="checkbox"/>	<input type="checkbox"/>	<input type="checkbox"/>	<input type="checkbox"/>						
	17.25"				<input type="checkbox"/>	<input type="checkbox"/>	<input type="checkbox"/>	<input type="checkbox"/>	<input type="checkbox"/>	<input type="checkbox"/>	<input type="checkbox"/>	<input type="checkbox"/>	<input type="checkbox"/>	<input type="checkbox"/>	<input type="checkbox"/>	<input type="checkbox"/>	<input type="checkbox"/>	<input type="checkbox"/>	<input type="checkbox"/>
	19.25"				<input type="checkbox"/>	<input type="checkbox"/>	<input type="checkbox"/>	<input type="checkbox"/>	<input type="checkbox"/>	<input type="checkbox"/>	<input type="checkbox"/>	<input type="checkbox"/>	<input type="checkbox"/>	<input type="checkbox"/>	<input type="checkbox"/>	<input type="checkbox"/>	<input type="checkbox"/>	<input type="checkbox"/>	<input type="checkbox"/>
	21"							<input type="checkbox"/>	<input type="checkbox"/>	<input type="checkbox"/>	<input type="checkbox"/>	<input type="checkbox"/>	<input type="checkbox"/>	<input type="checkbox"/>	<input type="checkbox"/>	<input type="checkbox"/>	<input type="checkbox"/>	<input type="checkbox"/>	<input type="checkbox"/>

## Star Standard Air Cushions

### Star Standard Air Cushion (2" Tall Cells) and Extra Standard / Incontinent Cover

		Width																	
		13.5"			15.5"			17.25"			19.25"			21"			22.75"		
		Cushion	Cover		Cushion	Cover		Cushion	Cover		Cushion	Cover		Cushion	Cover		Cushion	Cover	
		Standard	Incontinent	Standard	Incontinent	Standard	Incontinent	Standard	Incontinent	Standard	Incontinent	Standard	Incontinent	Standard	Incontinent	Standard	Incontinent	Standard	Incontinent
Retail		\$487	\$71	\$82	\$487	\$71	\$82	\$487	\$71	\$82	\$487	\$71	\$82	\$487	\$71	\$82	\$595	\$93	\$106
HCPCS		E2622			E2622			E2622			E2622			E2622			E2623		
Depth	13.5"	<input type="checkbox"/>	<input type="checkbox"/>	<input type="checkbox"/>															
	15.5"	<input type="checkbox"/>	<input type="checkbox"/>	<input type="checkbox"/>	<input type="checkbox"/>	<input type="checkbox"/>	<input type="checkbox"/>	<input type="checkbox"/>	<input type="checkbox"/>	<input type="checkbox"/>	<input type="checkbox"/>	<input type="checkbox"/>	<input type="checkbox"/>	<input type="checkbox"/>	<input type="checkbox"/>				
	17.25"				<input type="checkbox"/>	<input type="checkbox"/>	<input type="checkbox"/>	<input type="checkbox"/>	<input type="checkbox"/>	<input type="checkbox"/>	<input type="checkbox"/>	<input type="checkbox"/>	<input type="checkbox"/>	<input type="checkbox"/>	<input type="checkbox"/>	<input type="checkbox"/>	<input type="checkbox"/>	<input type="checkbox"/>	<input type="checkbox"/>
	19.25"				<input type="checkbox"/>	<input type="checkbox"/>	<input type="checkbox"/>	<input type="checkbox"/>	<input type="checkbox"/>	<input type="checkbox"/>	<input type="checkbox"/>	<input type="checkbox"/>	<input type="checkbox"/>	<input type="checkbox"/>	<input type="checkbox"/>	<input type="checkbox"/>	<input type="checkbox"/>	<input type="checkbox"/>	<input type="checkbox"/>
	21"							<input type="checkbox"/>	<input type="checkbox"/>	<input type="checkbox"/>	<input type="checkbox"/>	<input type="checkbox"/>	<input type="checkbox"/>	<input type="checkbox"/>	<input type="checkbox"/>	<input type="checkbox"/>	<input type="checkbox"/>	<input type="checkbox"/>	<input type="checkbox"/>



Phone (800) 981-1540 | Fax (715) 254-0996  
 sales@kimobility.com | www.kimobility.com



**Star Standard Air Cushion (3" Tall Cells) and Extra Standard / Incontinent Cover**

		Width														
		13.5"			15.5"			17.25"			19.25"			21"		
		Cushion	Cover		Cushion	Cover		Cushion	Cover		Cushion	Cover		Cushion	Cover	
	Standard	Incontinent	Standard	Incontinent	Standard	Incontinent	Standard	Incontinent	Standard	Incontinent	Standard	Incontinent	Standard	Incontinent		
Retail	\$487	\$71	\$82	\$487	\$71	\$82	\$487	\$71	\$82	\$487	\$71	\$82	\$487	\$71	\$82	
HCPCS	E2622			E2622			E2622			E2622			E2622			
Depth	13.5"															
	15.5"	<input type="checkbox"/>	<input type="checkbox"/>	<input type="checkbox"/>	<input type="checkbox"/>	<input type="checkbox"/>	<input type="checkbox"/>	<input type="checkbox"/>	<input type="checkbox"/>	<input type="checkbox"/>	<input type="checkbox"/>	<input type="checkbox"/>	<input type="checkbox"/>	<input type="checkbox"/>	<input type="checkbox"/>	
	17.25"				<input type="checkbox"/>	<input type="checkbox"/>	<input type="checkbox"/>	<input type="checkbox"/>	<input type="checkbox"/>	<input type="checkbox"/>	<input type="checkbox"/>	<input type="checkbox"/>	<input type="checkbox"/>	<input type="checkbox"/>	<input type="checkbox"/>	
	19.25"				<input type="checkbox"/>	<input type="checkbox"/>	<input type="checkbox"/>	<input type="checkbox"/>	<input type="checkbox"/>	<input type="checkbox"/>	<input type="checkbox"/>	<input type="checkbox"/>	<input type="checkbox"/>	<input type="checkbox"/>	<input type="checkbox"/>	
	21"							<input type="checkbox"/>	<input type="checkbox"/>	<input type="checkbox"/>	<input type="checkbox"/>	<input type="checkbox"/>	<input type="checkbox"/>	<input type="checkbox"/>	<input type="checkbox"/>	

**Star Standard Air Cushion (4" Tall Cells) and Extra Standard / Incontinent Cover**

		Width																	
		13.5"			15.5"			17.25"			19.25"			21"			22.75"		
		Cushion	Cover		Cushion	Cover		Cushion	Cover		Cushion	Cover		Cushion	Cover		Cushion	Cover	
	Standard	Incontinent	Standard	Incontinent	Standard	Incontinent	Standard	Incontinent	Standard	Incontinent	Standard	Incontinent	Standard	Incontinent	Standard	Incontinent			
Retail	\$487	\$71	\$82	\$487	\$71	\$82	\$487	\$71	\$82	\$487	\$71	\$82	\$487	\$71	\$82	\$595	\$93	\$106	
HCPCS	E2622			E2622			E2622			E2622			E2622			E2623			
Depth	13.5"	<input type="checkbox"/>	<input type="checkbox"/>	<input type="checkbox"/>	<input type="checkbox"/>	<input type="checkbox"/>	<input type="checkbox"/>	<input type="checkbox"/>	<input type="checkbox"/>										
	15.5"	<input type="checkbox"/>	<input type="checkbox"/>	<input type="checkbox"/>	<input type="checkbox"/>	<input type="checkbox"/>	<input type="checkbox"/>	<input type="checkbox"/>	<input type="checkbox"/>	<input type="checkbox"/>	<input type="checkbox"/>	<input type="checkbox"/>	<input type="checkbox"/>	<input type="checkbox"/>					
	17.25"				<input type="checkbox"/>	<input type="checkbox"/>	<input type="checkbox"/>	<input type="checkbox"/>	<input type="checkbox"/>	<input type="checkbox"/>	<input type="checkbox"/>	<input type="checkbox"/>	<input type="checkbox"/>	<input type="checkbox"/>	<input type="checkbox"/>	<input type="checkbox"/>	<input type="checkbox"/>	<input type="checkbox"/>	
	19.25"				<input type="checkbox"/>	<input type="checkbox"/>	<input type="checkbox"/>	<input type="checkbox"/>	<input type="checkbox"/>	<input type="checkbox"/>	<input type="checkbox"/>	<input type="checkbox"/>	<input type="checkbox"/>	<input type="checkbox"/>	<input type="checkbox"/>	<input type="checkbox"/>	<input type="checkbox"/>	<input type="checkbox"/>	
	21"							<input type="checkbox"/>	<input type="checkbox"/>	<input type="checkbox"/>	<input type="checkbox"/>	<input type="checkbox"/>	<input type="checkbox"/>	<input type="checkbox"/>	<input type="checkbox"/>	<input type="checkbox"/>	<input type="checkbox"/>	<input type="checkbox"/>	

**Star Standard Air Cushions Dual Valve**

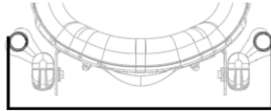
**Star Standard Air Cushion Dual Valve (4" Tall Cells) and Extra Standard / Incontinent Cover**

		Width														
		13.5"			15.5"			17.25"			19.25"			21"		
		Cushion	Cover		Cushion	Cover		Cushion	Cover		Cushion	Cover		Cushion	Cover	
	Standard	Incontinent	Standard	Incontinent	Standard	Incontinent	Standard	Incontinent	Standard	Incontinent	Standard	Incontinent	Standard	Incontinent		
Retail	\$487	\$71	\$82	\$487	\$71	\$82	\$487	\$71	\$82	\$487	\$71	\$82	\$487	\$71	\$82	
HCPCS	E2622			E2622			E2622			E2622			E2622			
Depth	13.5"	<input type="checkbox"/>	<input type="checkbox"/>	<input type="checkbox"/>												
	15.5"	<input type="checkbox"/>	<input type="checkbox"/>	<input type="checkbox"/>	<input type="checkbox"/>	<input type="checkbox"/>	<input type="checkbox"/>	<input type="checkbox"/>	<input type="checkbox"/>	<input type="checkbox"/>	<input type="checkbox"/>	<input type="checkbox"/>				
	17.25"				<input type="checkbox"/>	<input type="checkbox"/>	<input type="checkbox"/>	<input type="checkbox"/>	<input type="checkbox"/>	<input type="checkbox"/>	<input type="checkbox"/>	<input type="checkbox"/>	<input type="checkbox"/>	<input type="checkbox"/>	<input type="checkbox"/>	
	19.25"							<input type="checkbox"/>	<input type="checkbox"/>	<input type="checkbox"/>	<input type="checkbox"/>	<input type="checkbox"/>	<input type="checkbox"/>			
	21"										<input type="checkbox"/>	<input type="checkbox"/>	<input type="checkbox"/>	<input type="checkbox"/>	<input type="checkbox"/>	



Axiom Back Width	Fits Back Frame Widths	
	Inner Slots	Outer Slots
12" (30.5cm)	11" (28.0cm)	12" -14" (30.5cm -35.5cm)
14" (35.5cm)	12" -13" (30.5cm -33.0cm)	14" -16" (35.5cm -40.5cm)
16" (40.5cm)	14" -15" (35.5cm -38.0cm)	16" -18" (40.5cm -45.5cm)
18" (45.5cm)	16" - 17" (40.5cm - 43.0cm)	18" - 20" (45.5cm - 50.5cm)
20" (51.0cm)	18" -19" (46.0cm -48.5cm)	20" -22" (50.5cm -55.5cm)
22" (56.0cm)	20" -21" (51.0cm -53.5cm)	22" -24" (56.0cm -61.0cm)

Hardware Description	Code
Improved DEX Hardware, removable adjustable hardware (300 lb max user weight)	<b>DEX</b>
New BTX Hardware, removable adjustable hardware not recommended for, or installed on Ultralight Rigid Frame Wheelchairs (400 lb max user weight)	<b>BTX</b>
New Fixed Hardware, non-removeable hardware up to (300 lb max user weight)	<b>FXT</b>



## Axiom Back

Hardware is included with back. Low Back selections are not available with headrests, modifications, or posture supports. Weight capacity: 300 lbs.

### Axiom Posterior Back (PB)

Includes Lumbar Pad

		Width						
		12"	14"	16"	18"	20"	22"	
Retail		\$625	\$625	\$625	\$625	\$625	\$941	
HCPC		E2613	E2613	E2613	E2613	E2613	E2614	
Height	Low	8"	<input type="checkbox"/> AXPB1208	<input type="checkbox"/> AXPB1408	<input type="checkbox"/> AXPB1608	<input type="checkbox"/> AXPB1808	<input type="checkbox"/> AXPB2008	
		10"		<input type="checkbox"/> AXPB1410	<input type="checkbox"/> AXPB1610	<input type="checkbox"/> AXPB1810	<input type="checkbox"/> AXPB2010	<input type="checkbox"/> AXPB2210
		12"	<input type="checkbox"/> AXPB1212	<input type="checkbox"/> AXPB1412	<input type="checkbox"/> AXPB1612	<input type="checkbox"/> AXPB1812	<input type="checkbox"/> AXPB2012	
	Mid	14"		<input type="checkbox"/> AXPB1414	<input type="checkbox"/> AXPB1614	<input type="checkbox"/> AXPB1814	<input type="checkbox"/> AXPB2014	<input type="checkbox"/> AXPB2214
		16"	<input type="checkbox"/> AXPB1216	<input type="checkbox"/> AXPB1416	<input type="checkbox"/> AXPB1616	<input type="checkbox"/> AXPB1816	<input type="checkbox"/> AXPB2016	
		18"		<input type="checkbox"/> AXPB1418	<input type="checkbox"/> AXPB1618	<input type="checkbox"/> AXPB1818	<input type="checkbox"/> AXPB2018	<input type="checkbox"/> AXPB2218

### Back Hardware

DEX Hardware  BTX Hardware  FXT Hardware \_\_\_\_\_ N/C

HCPCS codes provided are based on code verification by the PDAC or our interpretation of the code definitions.

Proper use of HCPCS codes does not ensure coverage or payment. For coverage information, verify the appropriate payer's coverage policy.

DCN0473.10 Pricing and specifications subject to change without notice.



Phone (800) 981-1540 | Fax (715) 254-0996  
 sales@kimobility.com | www.kimobility.com



### Lateral Support for AXPB Backs

Pair	Description	Item Code	HCPC	Pair
<input type="checkbox"/>	3 x 4 Lateral Pads with Fixed Mounting Hardware - Pair (E0956)	PBLF3x4PP	E0956	\$313
<input type="checkbox"/>	4 x 5 Lateral Pads with Fixed Mounting Hardware - Pair (E0956)	PBLF4x5PP	E0956	\$313
<input type="checkbox"/>	3 x 4 Lateral Pads with Swing Away Mounting Hardware - Pair (E0956,E1028)	PBLS3X4PP	E0956, E1028	\$666
<input type="checkbox"/>	4 x 5 Lateral Pads with Swing Away Mounting Hardware - Pair (E0956,E1028)	PBLS4X5PP	E0956, E1028	\$666
<input type="checkbox"/>	3 x 4 Lateral Pads with Adjustable Swing Away Mounting Hardware - Pair (E0956,E1028)	PBLAS3X4PP	E0956, E1028	\$810
<input type="checkbox"/>	4 x 5 Lateral Pads with Adjustable Swing Away Mounting Hardware - Pair (E0956,E1028)	PBLAS3X4PP	E0956, E1028	\$810

### Axiom Posterior Lateral Back (PL)

*Includes Lumbar Pad*

		Width						
		12"	14"	16"	18"	20"	22"	
Retail		\$722	\$722	\$722	\$722	\$722	\$1002	
HCPC		E2615	E2615	E2615	E2615	E2615	E2616	
Height	Low	8"	<input type="checkbox"/> AXPL1208	<input type="checkbox"/> AXPL1408	<input type="checkbox"/> AXPL1608	<input type="checkbox"/> AXPL1808	<input type="checkbox"/> AXPL2008	
		10"		<input type="checkbox"/> AXPL1410	<input type="checkbox"/> AXPL1610	<input type="checkbox"/> AXPL1810	<input type="checkbox"/> AXPL2010	<input type="checkbox"/> AXPL2210
		12"	<input type="checkbox"/> AXPL1212	<input type="checkbox"/> AXPL1412	<input type="checkbox"/> AXPL1612	<input type="checkbox"/> AXPL1812	<input type="checkbox"/> AXPL2012	
	Mid	14"		<input type="checkbox"/> AXPL1414	<input type="checkbox"/> AXPL1614	<input type="checkbox"/> AXPL1814	<input type="checkbox"/> AXPL2014	<input type="checkbox"/> AXPL2214
		16"	<input type="checkbox"/> AXPL1216	<input type="checkbox"/> AXPL1416	<input type="checkbox"/> AXPL1616	<input type="checkbox"/> AXPL1816	<input type="checkbox"/> AXPL2016	
		18"		<input type="checkbox"/> AXPL1418	<input type="checkbox"/> AXPL1618	<input type="checkbox"/> AXPL1818	<input type="checkbox"/> AXPL2018	<input type="checkbox"/> AXPL2218
	Tail	20"	<input type="checkbox"/> AXPL1220	<input type="checkbox"/> AXPL1420	<input type="checkbox"/> AXPL1620	<input type="checkbox"/> AXPL1820	<input type="checkbox"/> AXPL2020	
		22"		<input type="checkbox"/> AXPL1422	<input type="checkbox"/> AXPL1622	<input type="checkbox"/> AXPL1822	<input type="checkbox"/> AXPL2022	<input type="checkbox"/> AXPL2222

### Back Hardware

DEX Hardware  BTX Hardware  FXT Hardware \_\_\_\_\_ N/C

### Axiom Lateral Back (LB)

*Does not include Lumbar Pad*

		Width						
		12"	14"	16"	18"	20"	22"	
Retail		\$872	\$872	\$872	\$872	\$872	\$1014	
HCPC		E2620	E2620	E2620	E2620	E2620	E2621	
Height	Low	8"	<input type="checkbox"/> AXLB1208	<input type="checkbox"/> AXLB1408	<input type="checkbox"/> AXLB1608	<input type="checkbox"/> AXLB1808	<input type="checkbox"/> AXLB2008	
		10"		<input type="checkbox"/> AXLB1410	<input type="checkbox"/> AXLB1610	<input type="checkbox"/> AXLB1810	<input type="checkbox"/> AXLB2010	<input type="checkbox"/> AXLB2210
		12"	<input type="checkbox"/> AXLB1212	<input type="checkbox"/> AXLB1412	<input type="checkbox"/> AXLB1612	<input type="checkbox"/> AXLB1812	<input type="checkbox"/> AXLB2012	
	Mid	14"		<input type="checkbox"/> AXLB1414	<input type="checkbox"/> AXLB1614	<input type="checkbox"/> AXLB1814	<input type="checkbox"/> AXLB2014	<input type="checkbox"/> AXLB2214
		16"	<input type="checkbox"/> AXLB1216	<input type="checkbox"/> AXLB1416	<input type="checkbox"/> AXLB1616	<input type="checkbox"/> AXLB1816	<input type="checkbox"/> AXLB2016	
		18"		<input type="checkbox"/> AXLB1418	<input type="checkbox"/> AXLB1618	<input type="checkbox"/> AXLB1818	<input type="checkbox"/> AXLB2018	<input type="checkbox"/> AXLB2218
	Tail	20"	<input type="checkbox"/> AXLB1220	<input type="checkbox"/> AXLB1420	<input type="checkbox"/> AXLB1620	<input type="checkbox"/> AXLB1820	<input type="checkbox"/> AXLB2020	
		22"		<input type="checkbox"/> AXLB1422	<input type="checkbox"/> AXLB1622	<input type="checkbox"/> AXLB1822	<input type="checkbox"/> AXLB2022	<input type="checkbox"/> AXLB2222

### Back Hardware

DEX Hardware  BTX Hardware  FXT Hardware \_\_\_\_\_ N/C



Phone (800) 981-1540 | Fax (715) 254-0996  
 sales@kimobility.com | www.kimobility.com



### Lateral Support for AXPL & AXLB Backs

Pair	Description	Item Code	HCPC	Pair
<input type="checkbox"/>	3 x 4 Lateral Pads with Fixed Mounting Hardware - Pair (E0956)	PLLF3x4PP	E0956	\$313
<input type="checkbox"/>	4 x 5 Lateral Pads with Fixed Mounting Hardware - Pair (E0956)	PLLF4x5PP	E0956	\$313
<input type="checkbox"/>	3 x 4 Lateral Pads with Swing Away Mounting Hardware - Pair (E0956,E1028)	PLLS3x4PP	E0956, E1028	\$666
<input type="checkbox"/>	4 x 5 Lateral Pads with Swing Away Mounting Hardware - Pair (E0956,E1028)	PLLS4x5PP	E0956, E1028	\$666
<input type="checkbox"/>	3 x 4 Lateral Pads with Adjustable Swing Away Mounting Hardware - Pair (E0956,E1028)	PLLAS3x4PP	E0956, E1028	\$810
<input type="checkbox"/>	4 x 5 Lateral Pads with Adjustable Swing Away Mounting Hardware - Pair (E0956,E1028)	PLLAS4x5PP	E0956, E1028	\$810

### Axiom Deep Lateral Back (DL)

*Does not include Lumbar Pad*

		Width						
		12"	14"	16"	18"	20"	22"	
Retail		\$872	\$872	\$872	\$872	\$872	\$1014	
Height	Mid	14"	<input type="checkbox"/> AXDL1214	<input type="checkbox"/> AXDL1414	<input type="checkbox"/> AXDL1614	<input type="checkbox"/> AXDL1814	<input type="checkbox"/> AXDL2014	<input type="checkbox"/> AXDL2214
		16"		<input type="checkbox"/> AXDL1416	<input type="checkbox"/> AXDL1616	<input type="checkbox"/> AXDL1816	<input type="checkbox"/> AXDL2016	
		18"	<input type="checkbox"/> AXDL1218	<input type="checkbox"/> AXDL1418	<input type="checkbox"/> AXDL1618	<input type="checkbox"/> AXDL1818	<input type="checkbox"/> AXDL2018	<input type="checkbox"/> AXDL2218
	Tall	20"	<input type="checkbox"/> AXDL1220	<input type="checkbox"/> AXDL1420	<input type="checkbox"/> AXDL1620	<input type="checkbox"/> AXDL1820	<input type="checkbox"/> AXDL2020	
		22"		<input type="checkbox"/> AXDL1422	<input type="checkbox"/> AXDL1622	<input type="checkbox"/> AXDL1822	<input type="checkbox"/> AXDL2022	<input type="checkbox"/> AXDL2222

### Back Hardware

DEX Hardware  BTX Hardware  FXT Hardware \_\_\_\_\_ N/C

### Headrest

Description	Std. Straight Removable Adjustable Hardware		Multi-Axis Removable Adjustable Hardware		Posalinc Removable Adjustable Hardware		HCPCS
	Item Code	Retail	Item Code	Retail	Item Code	Retail	
Comfort Soft Headrest 8"	<input type="checkbox"/> CS08SS	\$347	<input type="checkbox"/> CS08MA	\$369	<input type="checkbox"/> CS08PL	\$519	E0955 / E1028
Comfort Soft Headrest 10"	<input type="checkbox"/> CS10SS	\$347	<input type="checkbox"/> CS10MA	\$369	<input type="checkbox"/> CS10PL	\$519	E0955 / E1028
Comfort Soft Headrest 14"	<input type="checkbox"/> CS14SS	\$347	<input type="checkbox"/> CS14MA	\$369	<input type="checkbox"/> CS14PL	\$519	E0955 / E1028
Contour Positioning Pad, 8" X 6.25"	<input type="checkbox"/> CP08SS	\$347	<input type="checkbox"/> CP08MA	\$369	<input type="checkbox"/> CP08PL	\$519	E0955 / E1028
Contour Positioning Pad, 9" X 6.5"	<input type="checkbox"/> CP09SS	\$347	<input type="checkbox"/> CP09MA	\$369	<input type="checkbox"/> CP09PL	\$519	E0955 / E1028
Contour Positioning Pad, 10" X 7.5"	<input type="checkbox"/> CP10SS	\$347	<input type="checkbox"/> CP10MA	\$369	<input type="checkbox"/> CP10PL	\$519	E0955 / E1028
Tri-soft Headrest 10"	<input type="checkbox"/> TS10SS	\$347	<input type="checkbox"/> TS10MA	\$369	<input type="checkbox"/> TS10PL	\$519	E0955 / E1028
Tri-soft Headrest 14"	<input type="checkbox"/> TS14SS	\$347	<input type="checkbox"/> TS14MA	\$369	<input type="checkbox"/> TS14PL	\$519	E0955 / E1028

Description	Item Code	Retail	HCPCS
Universal Headrest Mounting Plate	<input type="checkbox"/> UMP	\$51	K0108

*Not required for Axiom Headrests*



Phone (800) 981-1540 | Fax (715) 254-0996  
 sales@kimobility.com | www.kimobility.com



## Anterior Thoracic Supports

*Selection of a modification from the Axiom Back Modifications section required in order to mount posture supports. Not available with Low Backs.*

Anterior Thoracic Supports		
Description	Item Code	Retail
Dynaform Chest Support: 2-Piece with Hook&Loop, 3" High Pad, Small	<input type="checkbox"/> 14941	\$125
Dynaform Chest Support: 2-Piece with Hook&Loop, 4" High Pad, Medium	<input type="checkbox"/> 14942	\$125
Dynaform Chest Support: 2-Piece with Hook&Loop, 5" High Pad, Large	<input type="checkbox"/> 14943	\$125
Dynaform Chest Support: 1-Piece with Buckle, 3" Height x 20" Width, Small	<input type="checkbox"/> 14924	\$110
Dynaform Chest Support: 1-Piece with Buckle, 4" Height x 20" Width, Medium	<input type="checkbox"/> 14927	\$110
Dynaform Chest Support: 1-Piece with Buckle, 4" Height x 22" Width, Large	<input type="checkbox"/> 14928	\$110
Dynaform Anterior Trunk Support: Standard, Dynamic, X-Small	<input type="checkbox"/> 14851	\$130
Dynaform Anterior Trunk Support: Standard, Dynamic, Small	<input type="checkbox"/> 14852	\$130
Dynaform Anterior Trunk Support: Standard, Dynamic, Medium	<input type="checkbox"/> 14853	\$130
Dynaform Anterior Trunk Support: Standard, Dynamic, Large	<input type="checkbox"/> 14854	\$130
Dynaform Anterior Trunk Support: Slim Cut, Dynamic, X-Small	<input type="checkbox"/> 14856	\$130
Dynaform Anterior Trunk Support: Slim Cut, Dynamic, Small	<input type="checkbox"/> 14857	\$130
Dynaform Anterior Trunk Support: Slim Cut, Dynamic, Medium	<input type="checkbox"/> 14858	\$130
Dynaform Anterior Trunk Support: Slim Cut, Dynamic, Large	<input type="checkbox"/> 14859	\$130
AirLogic Anterior Trunk Support: Standard, Structure, Small	<input type="checkbox"/> 14282	\$130
AirLogic Anterior Trunk Support: Standard, Structure, Medium	<input type="checkbox"/> 14283	\$175
AirLogic Anterior Trunk Support: Standard, Structure, Large	<input type="checkbox"/> 14284	\$175
AirLogic Anterior Trunk Support: Standard, Structure, X-Large	<input type="checkbox"/> 14285	\$175
AirLogic Anterior Trunk Support: Slim Cut, Dynamic, Small	<input type="checkbox"/> 14257	\$175
AirLogic Anterior Trunk Support: Slim Cut, Dynamic, Medium	<input type="checkbox"/> 14258	\$175
AirLogic Anterior Trunk Support: Slim Cut, Dynamic, Large	<input type="checkbox"/> 14259	\$175
AirLogic Anterior Trunk Support: Slim Cut, Dynamic, X-Large	<input type="checkbox"/> 14260	\$175

## Accessories

- Adjustable Shoulder Guides (K0108) \$97  
*Includes Anterior Thoracic Mounting Modification. Not available with Low Backs.*
- Extra Lumbar Pad (K0108) \$51  
*Available only with Axiom Lateral Back and Axiom Deep Lateral back*
- Privacy Flap (K0108) \$51



Phone (800) 981-1540 | Fax (715) 254-0996  
sales@kimobility.com | www.kimobility.com



## Axiom Back Modifications

### Axiom Back Modifications

*Extended lead times will apply for all modifications. Makes back non-refundable.*

- Anterior Thoracic Mounting Modification N/C  
*Provides holes for Anterior Thoracic Supports and Shoulder Guides*

#### Gloss Finish

*If no selection is made, standard Shadow Black will be used with no additional lead time*

- Black Back Shell N/C
- Blue Skies Back Shell N/C
- Bubblegum Pink Back Shell N/C
- Candy Blue Back Shell N/C
- Candy Purple Back Shell N/C
- Candy Red Back Shell N/C
- Copper Back Shell N/C
- Granny Smith Back Shell N/C
- Metallic Orange Back Shell N/C
- Yellow Back Shell N/C
- Silver Back Shell N/C
- Teal Back Shell N/C

#### Matte Finish

*If no selection is made, standard Shadow Black will be used with no additional lead time*

- Military Green Back Shell N/C
- Charcoal Gray Back Shell N/C
- Emerald Green Back Shell N/C
- Iridescent Burgundy Back Shell N/C
- Iridescent Navy Back Shell N/C
- Retro Red Back Shell N/C
- Royal Blue Back Shell N/C
- Smooth White Back Shell N/C